

PL H 8.5W DIR TITANIUM LED SERIES



8.5W REPLACES



**26W
CFL**

60% Energy Savings

PRO



- Easy to install - Plug & Play Direct
- Ballast output power control technology
- Exceptional efficacy 120 LPW
- Dimmable on 0-10V circuits
- Compatible with most electronic ballasts
- Available in 2700K, 3000K, 3500K & 4000K CCT



PL PRODUCT FEATURES

High Performance - Ballast Smart Control

The PL DIR lamp's ballast smart control technology allows for high performance even on lower powered ballasts, making it a suitable replacement for 13W, 18W, 26W, 32W and 42W CFL PL lamps.

Ballast Type	Lumens	Bare Lamp
13W	600	4.5W
18W	700	5.5W
26W	1020	8.5W

Adjustable Base




This PL H lamp features a base that can be rotated 310° to fit any socket configuration. After installation simply rotate the lamp to achieve maximum light output.

PL H 8.5W DIR TITANIUM LED SERIES




APPLICATIONS


Retail



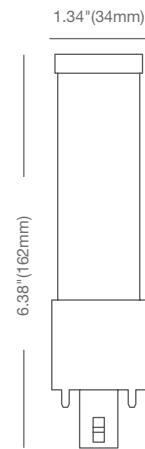
Hospitality



Office



Base: G24q & GX24q (4-pin CFL)
Voltage: Ballast compatible 120-277V
Dimmable: Yes
PF: 0.9
Lifetime (L70): 50,000 hrs
Weight: 0.18lb / 82g



SPECIFICATIONS

Model	Product	Power (W)	CCT	CRI (typ.)	Lumens	LPW	Beam Angle
8.5PLH/827/DIR	28366	8.5	Soft White 2700K	82	870	102	110°
8.5PLH/830/DIR	28367	8.5	Warm White 3000K	82	950	112	110°
8.5PLH/835/DIR	28368	8.5	Neutral White 3500K	82	950	112	110°
8.5PLH/840/DIR	28369	8.5	Cool White 4000K	82	1020	120	110°

BALLAST PERFORMANCE

Ballast Type	Bare Lamp (W)	System (W)	2700K Lumens	3000K Lumens	3500K Lumens	4000K Lumens
13W	4.5	6	530	550	550	600
18W	5.5	7.3	630	650	650	700
26W	8.5	10.5	870	950	950	1020
42W	10	12.5	1000	1050	1050	1100

Testing Method: Power and lumen output will vary based on number of lamps, ballast and fixture type. Above data is indicative only.

* Suitable for damp locations. Not for use where directly exposed to weather or water

** Not intended for use in enclosed fixtures

*** Full installation guide and more details available on website