

Project Name:	Type:
Part Number:	Date:

SINGLE ENDED BYPASS T5

FEATURES

- Built-in universal voltage driver (120-277V) - Bypass installation
- High efficacy up to 138LPW
- Opaque plastic lens reduces glare
- 270° wide light emitting area
- Symmetrical driver design reduces end to end dark area
- Suitable for use in enclosed fixture and damp location
- All plastic design eliminates breakage
- Meets NSF requirements
- UL 1598C classified
- Fixture operating temperature: -4°F to 113°F (-20°C to 45°C)
Lamp ambient temperature: -4°F to 131°F (-20°C to 55°C)
- Rated lifetime (L70) up to: 60,000hrs
- 5 year limited warranty* / 10 year available
(see EXTENDED WARRANTIES table for information)
- Suitable for all indoor general lighting application



051321



SPECIFICATIONS

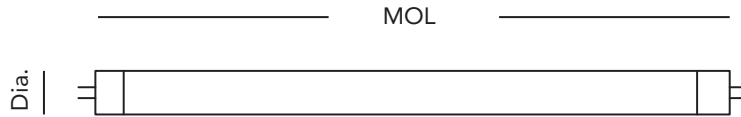
Product	Model	Nominal Length	Equiv.	Input Voltage	Life (hrs)	Wattage	Lumens	CCT	Efficacy (LPW)	CRI	Power Factor	THD	Beam Angle	Dim.	DLC
98302	25T5HO/4F/830/BYP	4'	54W	120-277V	50,000	25	3200	3000K	128	82	0.9	<20%	120°	No	✓
98303	25T5HO/4F/835/BYP	4'	54W	120-277V	50,000	25	3200	3500K	128	82	0.9	<20%	120°	No	✓
98304	25T5HO/4F/840/BYP	4'	54W	120-277V	50,000	25	3200	4000K	128	82	0.9	<20%	120°	No	✓
98305	25T5HO/4F/850/BYP	4'	54W	120-277V	50,000	25	3200	5000K	128	82	0.9	<20%	120°	No	✓
98299	14.5T5HO/3F/830/BYP	3'	39W	120-277V	50,000	14.5	1800	3000K	124	82	0.9	<20%	120°	No	N.A.
98300	14.5T5HO/3F/835/BYP	3'	39W	120-277V	50,000	14.5	1850	3500K	128	82	0.9	<20%	120°	No	N.A.
98301	14.5T5HO/3F/840/BYP	3'	39W	120-277V	50,000	14.5	1900	4000K	131	82	0.9	<20%	120°	No	N.A.
98296	11.5T5HO/2F/830/BYP	2'	24W	120-277V	60,000	11.5	1350	3000K	117	82	0.9	<20%	120°	No	N.A.
98297	11.5T5HO/2F/835/BYP	2'	24W	120-277V	60,000	11.5	1400	3500K	122	82	0.9	<20%	120°	No	N.A.
98298	11.5T5HO/2F/840/BYP	2'	24W	120-277V	60,000	11.5	1500	4000K	130	82	0.9	<20%	120°	No	N.A.
35668	11.5T5HO/2F/850/BYP	2'	24W	120-277V	60,000	11.5	1500	5000K	130	82	0.9	<20%	120°	No	N.A.
98293	14.5T5HE/4F/830/BYP	4'	28W	120-277V	50,000	14.5	1750	3000K	121	82	0.9	<20%	120°	No	✓
98294	14.5T5HE/4F/835/BYP	4'	28W	120-277V	50,000	14.5	1800	3500K	124	82	0.9	<20%	120°	No	✓
98295	14.5T5HE/4F/840/BYP	4'	28W	120-277V	50,000	14.5	2000	4000K	138	82	0.9	<20%	120°	No	✓
98290	12T5HE/3F/830/BYP	3'	21W	120-277V	60,000	12	1350	3000K	113	82	0.9	<20%	120°	No	N.A.
98291	12T5HE/3F/835/BYP	3'	21W	120-277V	60,000	12	1400	3500K	117	82	0.9	<20%	120°	No	N.A.
98292	12T5HE/3F/840/BYP	3'	21W	120-277V	60,000	12	1500	4000K	125	82	0.9	<20%	120°	No	N.A.
98287	9.5T5HE/2F/830/BYP	2'	14W	120-277V	60,000	9.5	1100	3000K	116	82	0.9	<20%	120°	No	N.A.
98288	9.5T5HE/2F/835/BYP	2'	14W	120-277V	60,000	9.5	1150	3500K	121	82	0.9	<20%	120°	No	N.A.
98289	9.5T5HE/2F/840/BYP	2'	14W	120-277V	60,000	9.5	1200	4000K	126	82	0.9	<20%	120°	No	N.A.

* Please visit www.greencreative.com for Limited Warranty terms.



SINGLE ENDED BYPASS T5

DIMENSION & WEIGHT



Model	9.5T5HE/2F/xxx/BYP 11.5T5HO/2F/xxx/BYP	12T5HE/3F/xxx/BYP 14.5T5HO/3F/xxx/BYP	14.5T5HE/4F/xxx/BYP 25T5HO/4F/xxx/BYP
Base	G5	G5	G5
MOL	22"	34"	45-3/4"
Dia.	11/16"	11/16"	11/16"
Weight	0.19lb	0.28lb	0.41lb

Where xxx means 824-965 which indicates CRI and color temperature

INSTALLATION

Diagram A - Non-Shunted


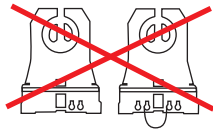
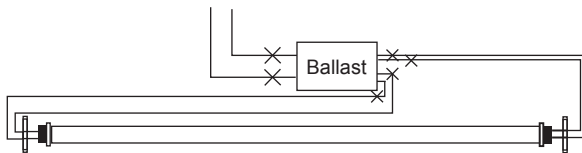
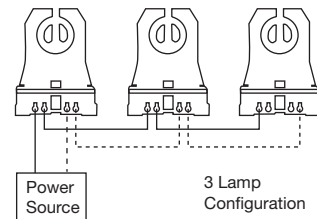



Diagram B - Shunted



This lamp is compatible with non-shunted lamp holder ONLY.



Step 1. Cut all wires connected to the existing ballast, remove the ballast



Step 2. If shunted lamp holders are used in the existing fixture, replace them with non-shunted holders first. Wire the holders and lamps according to the above diagram.

ACCESSORY ORDERING INFORMATION

Product	Model	Description	Pictures	Dimensions
98003	23EMDRIVER	California Title 20 Compliant 23W Emergency LED Driver (Field Installation)		<p>10-7/16" 2-3/16" 24-3/8" 24-3/8" 2-1/4" 10-7/16"</p>



SINGLE ENDED BYPASS T5

EXTENDED WARRANTIES**	
Model	Description***
9.5T52F/BYP/10YEARWARRANTY	10 Year warranty for 9.5T5/2F/8xx/BYP/yy
12T5/3F/BYP/10YEARWARRANTY	10 Year warranty for 12T5/3F/8xx/BYP/yy
14.5T5/4F/BYP/10YEARWARRANTY	10 Year warranty for 14.5T5/4F/8xx/BYP/yy
11.5T5/2F/BYP/10YEARWARRANTY	10 Year warranty for 11.5T5/2F/8xx/BYP/yy
14.5T5/3F/BYP/10YEARWARRANTY	10 Year warranty for 14.5T5/3F/8xx/BYP/yy
25T5/4F/BYP/10YEARWARRANTY	10 Year warranty for 20.5T5/4F/8xx/BYP/yy

** Warranty based on a maximum of 4,368 annual operating hours (per year for ten years) and exposure to a maximum fixture operating temperature of 80°F / 27°C.

*** xx – Refers to the CCT yy – Refers to model generations within the same nominal performance. Typically blank, 'R', or 'RC'

Note: All rights reserved. All sizes and specifications are subject to change at any time without notice.