

PL V 16.5W BYP TITANIUM LED SERIES



PL:EDGE
SERIES

16.5W REPLACES



42W
CFL

60% Energy Savings

PRO



- ⌚ High output 1900lm
- ⌚ Built-in universal voltage driver - Bypass installation
- ⌚ Compatible with G24d, GX24d, G24q & GX24q sockets
- ⌚ Innovative round design
- ⌚ Exceptional efficacy 115 LPW
- ⌚ Available in 3000K, 3500K & 4000K CCT



50,000 H



UNIVERSAL



EFFICACY



WARRANTY



CRI (Ra)



SEMI DIRECTIONAL



DESIGNED FOR VERTICAL APPLICATIONS




PL V 16.5W BYP


TITANIUM LED SERIES

APPLICATIONS


Retail



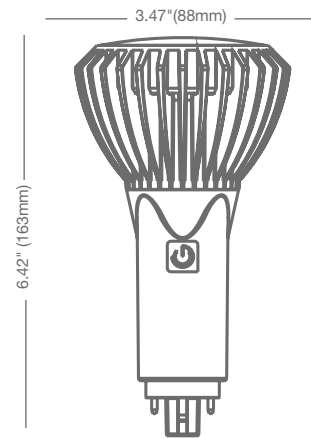
Hospitality



Office



Base:	G24d, GX24d, G24q & GX24q (2/4-pin CFL)
Voltage:	120-277V
Dimmable:	No
PF:	0.9
Lifetime (L70):	50,000 hrs
Weight:	0.66lb / 301g



SPECIFICATIONS

Model	Product	Power (W)	CCT	CRI (typ.)	Lumens	LPW	Beam Angle
16.5PLV/830/BYP	98256	16.5	Warm White 3000K	82	1800	109	120°
16.5PLV/835/BYP	98257	16.5	Neutral White 3500K	82	1850	112	120°
16.5PLV/840/BYP	98258	16.5	Cool White 4000K	82	1900	115	120°

* Suitable for damp locations. Not for use where directly exposed to weather or water

** Not intended for use in enclosed fixtures