

# PAR30 19.5W HO 277V TITANIUM LED SERIES



PRO



19.5W REPLACES



75W Hal.  
39W CMH

80% Energy Savings

- ⌚ Direct line voltage 120-277V - Not compatible with ballasts
- ⌚ Replaces 75W Halogen & 39W CMH
- ⌚ High 8160 candela output
- ⌚ Powerful light output 1800 lumens
- ⌚ Exceptional efficacy 92 LPW in Warm White
- ⌚ Even beam distribution



50,000 H



UNIVERSAL



EFFICACY



WARRANTY



CRI (Ra)



NON ENCL.

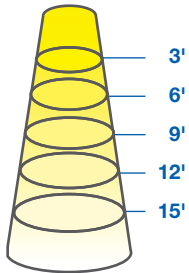


HIGH CANDELA OUTPUT - SUPERIOR PERFORMANCE

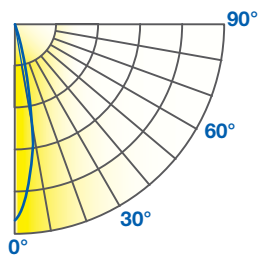


## ILLUMINANCE & CANDELA DISTRIBUTION

19.5PAR30HO/930NF25/277V

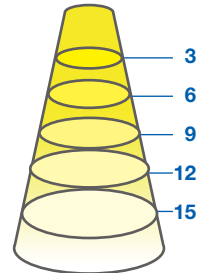


Diameter	Footcandles
3'	907
6'	227
9'	101
12'	57
15'	36

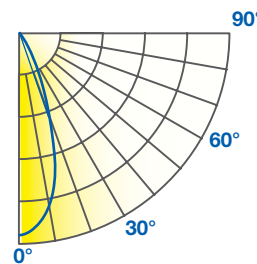


Degree	Candela
0	8160
5	6726
15	2339
25	603
35	232
45	94

19.5PAR30HO/930FL40/277V

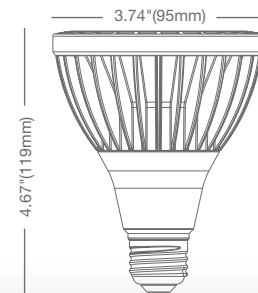


Diameter	Footcandles
3'	378
6'	94
9'	42
12'	24
15'	15



Degree	Candela
0	3400
5	3303
15	2193
25	896
35	258
45	88

- Base:** E26
- Voltage:** 120-277V
- Dimmable:** No
- PF:** 0.9
- Lifetime:** 50,000 hrs
- Weight:** 0.89lb / 404g



## SPECIFICATIONS

Model	Product	Power (W)	CCT	CRI (typ.)	Lumens	LPW	Beam Angle	CBCP (cd)
19.5PAR30HO/930NF25/277V	98206	19.5	Warm White 3000K	90	1800	92	NF 25°	8160
19.5PAR30HO/930FL40/277V	98207	19.5	Warm White 3000K	90	1800	92	FL 40°	3400
19.5PAR30HO/940NF25/277V	98208	19.5	Cool White 4000K	90	1800	92	NF 25°	8160
19.5PAR30HO/940FL40/277V	98209	19.5	Cool White 4000K	90	1800	92	FL 40°	3400

\* Not intended for use in totally enclosed fixtures

\*\* Suitable for damp locations. Not for use where directly exposed to the weather or water