

Project Name:

Part Number:

Type:




VS Linear Strip



407-478-3759
www.ilp-inc.com

FEATURES

- Architectural design LED Strip fixture
- Steel housing with white powdercoat finish
- 2ft, 4ft & 8ft lengths available
- Multiple dimming & sensor options to fully control occupied & unoccupied light levels
- Round frosted acrylic lens
- Ceiling, wall, or suspension mounting options
- Junction box cover included
- 3500K, 4000K & 5000K CCT
- >80 Color Rendering Index (CRI)
- Calculated L70 >100,000 hrs
- 0-10V Dimmable Driver (100%-10%)
- 120-277V Universal Voltage
- -4°F to 122°F Ambient Temperature Range
- 5 Year Warranty (std); 10 Year Warranty Optional
- UL Listed for Damp Location
- DesignLight Consortium® Premium Qualified Luminaire



SUITABLE APPLICATIONS

- Education
- Healthcare
- Commercial Office
- Storage Facility
- Grocery Store
- Residential
- Industrial

ORDERING GUIDE:

SERIES	WATTS	DRIVER	CCT	LENS	WARRANTY
VS2 Value Strip 2ft	2L	U 120-277V	50 40 35	<input checked="" type="checkbox"/> FRL Frosted Acrylic Lens	BLANK 5 Year 10YR ¹¹ 10 Year
VS4 Value Strip 4ft	3L 4L 6L				
VS8 Value Strip 8ft	6L 8L 12L				

OPTIONS	FACTORY INSTALLED	CONTROLS OPTIONS	BASIC
SD347 ^{1,2}	347V Step Down Transformer	FIOS ³	On/Off Occupancy Sensor
SD480 ^{1,2}	480V Step Down Transformer	USB ³	User Selectable Bi-Level Dim Sensor
EM5 ¹⁰	Factory Installed 5W LED Battery Backup	BDxx ³	Preset Bi-Level Dim Sensor (xx=%eg.20,30)
EM7 ²	Factory Installed 7W LED Battery Backup	BDxxPC ³	Preset Bi-Level Dim Sensor w/ Photocell
EM7/HE ^{2,8}	Factory Installed 7W LED Battery Backup	DHPC ³	Daylight Harvesting
EM10 ²	Factory Installed 10W LED Battery Backup		
EM10/HE ^{2,8}	Factory Installed 10W LED Battery Backup		
CORDx	Cord (x = ft)		
CORD/6FT/4WIRE ⁹	6ft 4 wire cord with 3 leads to power, 1 lead to battery backup		
CORD/6FT/5WIRE	6ft 5 Wire cord with 3 leads to power and 2 leads to dimming		
CORD/6FT/6WIRE	6ft 6 Wire cord with 3 leads to power, 2 leads to dimming and 1 lead to battery backup		
CORD/6F/L7-15P	Cord 6ft with 277V Twist Lock Plug		
RACEWAY/3WIRE ⁷	3 wire raceway harness for continuous wiring through fixture		
RACEWAY/5WIRE	5 wire raceway harness for continuous wiring through fixture, with dimming leads attached		
FMB ^{4,6}	Fixture Mounting Box		
Ship With Accessories			
HUB 3/4 ^{5,6}	¾" Conduit Hub		
HB-XX-18Y-PAD	Y-Toggle Hanging Cable System (xx = in)		
ALBR ⁷	Alignment Bracket		
WC ¹	Wire Cage		

¹ Does not qualify for DLC

² Not available on VS2

³ End Fixture Mounted

⁴ Use with HUB for single point mounting

⁵ Must be used with FMB

⁶ One per 4ft section

⁷ Used to align fixtures mounted in continuous rows

⁸ CEC Title 20 Compliant

⁹ Non-dimming function

¹⁰ Available with VS2 only

¹¹ Contact Factory for more details

VS

Linear Strip

QUICK SHIP ITEMS:

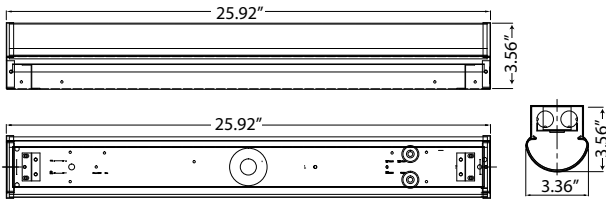
SERIES	WATTS	DRIVER	CCT	LENS
VS2 Strip 2ft	2L	U 120-277V	50 40 35	<input checked="" type="checkbox"/> FRL Frosted Acrylic Lens
VS4 Strip 4ft	3L 4L 6L			
VS8 Strip 8ft	6L 8L 12L			

LED SYSTEMS INFORMATION ¹	3500K		4000K		5000K		Watts ²	CRI	DLC Listing	Replaces
	Part Numbers	Lumens	Efficacy	Lumens	Efficacy	Lumens				
VS2-2L-U-XX-FRL	2,580 lm	129 lm/W	2,600 lm	130 lm/W	2,620 lm	131 lm/W	20 W	>80	Premium	1T8
VS4-3L-U-XX-FRL	3,232 lm	132 lm/W	3,325 lm	133 lm/W	3,350 lm	134 lm/W	25 W	>80	Premium	2T8
VS4-4L-U-XX-FRL	4,405 lm	129 lm/W	4,620 lm	132 lm/W	4,690 lm	134 lm/W	35 W	>80	Premium	1T5HO
VS4-6L-U-XX-FRL	5,638 lm	127 lm/W	5,980 lm	130 lm/W	6,026 lm	131 lm/W	46 W	>80	Premium	3T8
VS8-6L-U-XX-FRL	5,688 lm	127 lm/W	5,980 lm	130 lm/W	6,026 lm	131 lm/W	46 W	>80	Premium	1T12HO
VS8-8L-U-XX-FRL	8,139 lm	132 lm/W	8,580 lm	132 lm/W	8,645 lm	133 lm/W	65 W	>80	Premium	2T5HO
VS8-12L-U-XX-FRL	11,520 lm	128 lm/W	11,700 lm	130 lm/W	11,790 lm	131 lm/W	90 W	>80	Premium	4T8

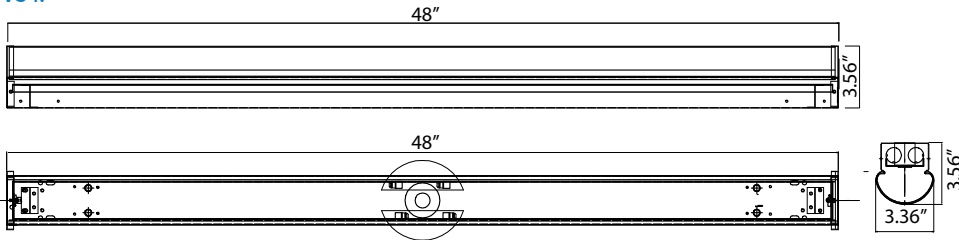
¹LED Chips are frequently updated therefore values are nominal
²Electrical data at 25°C (77°F). Actual wattage may differ by +/-10%.

LINE DRAWINGS

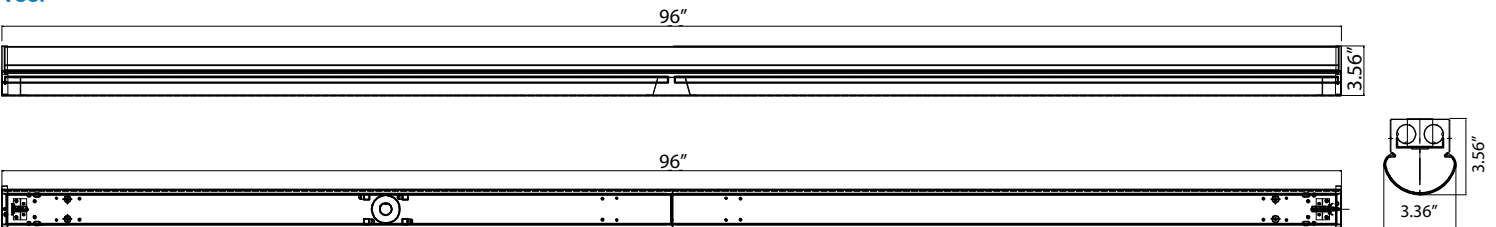
VS2:



VS4:




VS8:



VS

Linear Strip

MOUNTING OPTIONS



FMB
 Fixture Mounting Box
 Requires HUB. One per 4ft section



HUB 3/4
 3/4" Conduit Hub
 Use with FMB for single point mounting. One per 4ft section.




HB-XX-18Y-PAD
 Y-Toggle Cable System (xx = in)

PHOTOMETRIC REPORTS

Photometric values based upon tests performed in compliance with LM-79. IES files can be downloaded at www.ilp-inc.com

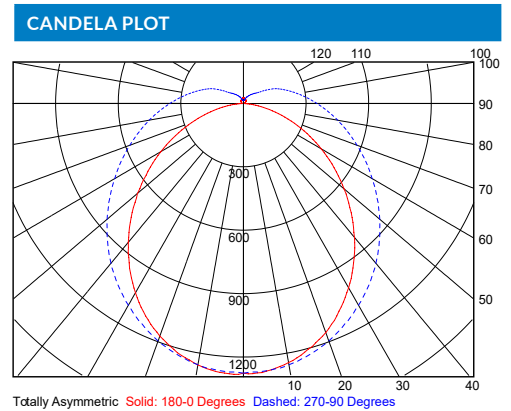
LUMINAIRE DATA	
Part Number	VS2-2L-U-40-FRL
Description	2ft Value Strip, 2,600lm, with a frosted acrylic lens at 4000K
Fixture Lumens (lm)	2,600 lm
Wattage (W)	20 W
Efficacy (lm/W)	130 lm/W
Mounting	Surface
Spacing Criteria	0° = 1.18, 90° = 1.28

ZONAL LUMEN SUMMARY		
Zone	Lumens (lm)	% Fixture
0° - 40°	877	35%
0° - 60°	1,557	63%
0° - 90°	2,189	88%
90° - 180°	297	12%
0° - 180°	2,600	100%



LUMINAIRE DATA	
Part Number	VS4-4L-U-40-FRL
Description	4ft Value Strip, 4,600lm, with a frosted acrylic lens at 4000K
Fixture Lumens (lm)	4,620 lm
Wattage (W)	35 W
Efficacy (lm/W)	132 lm/W
Mounting	Surface
Spacing Criteria	0° = 1.20, 90° = 1.30

ZONAL LUMEN SUMMARY		
Zone	Lumens (lm)	% Fixture
0° - 40°	1,604	35%
0° - 60°	2,851	62%
0° - 90°	4,040	88%
90° - 180°	539	12%
0° - 180°	4,620	100%



LUMINAIRE DATA	
Part Number	VS8-8L-U-40-FRL
Description	8ft Value Strip, 8,500lm, with a frosted acrylic lens at 4000K
Fixture Lumens (lm)	8,580 lm
Wattage (W)	65 W
Efficacy (lm/W)	132 lm/W
Mounting	Surface
Spacing Criteria	0° = 1.20, 90° = 1.30

ZONAL LUMEN SUMMARY		
Zone	Lumens (lm)	% Fixture
0° - 40°	3,207	35%
0° - 60°	5,702	62%
0° - 90°	8,079	88%
90° - 180°	1,078	12%
0° - 180°	8,580	100%

