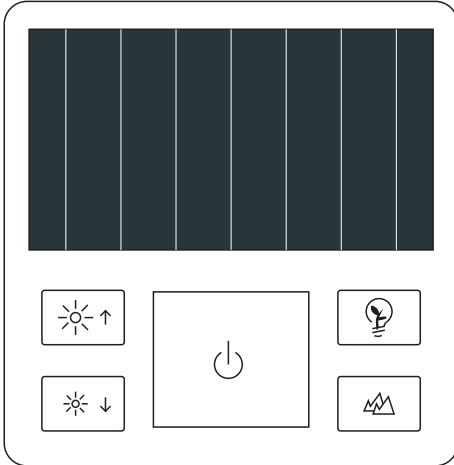


Solar Bluetooth Control Switch

Part # BCS02

User Guide



Feature:

- Powered by optical energy.
- USB charging is available.
- Bluetooth communication.
- No external connection,
- Easy installation.
- Can use CR2032 battery (not included)

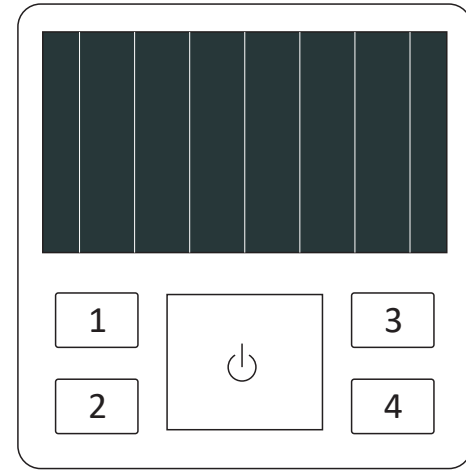
Remarks:

Do not use it in the metal region and the strong electromagnetic wave area.

	Dim Raise
	Dim Lower
	ON/OFF
	Auto-brightness according to the APP default
	Scene Switching: three scenes at most

Specifications:

Communication way	Bluetooth
Supply Voltage	3V(5V for USB charging)
Flame Retardant Rating	UL 94 V-0
Working Humidity	≤90%RH
Working Temperature	-10~45℃
N.W./Product	70g



Connect to mobile app before setting the switch

Press and hold buttons 1 (auto-brightness) and 2 (dim up) for 2-5 seconds to pair with LiteSmart mobile app. Once paired, the switch can be programmed through the app.

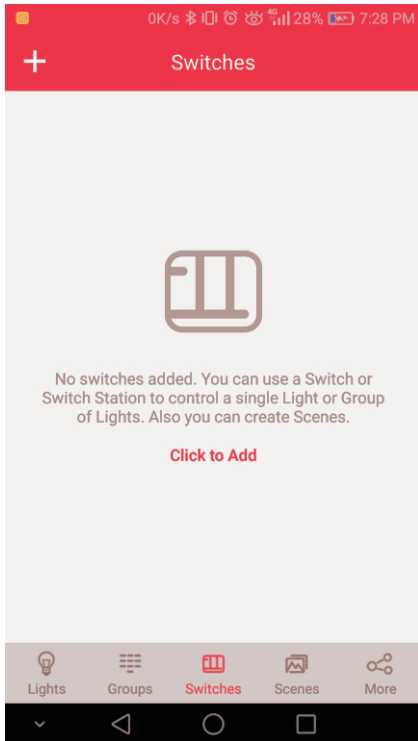
Download the LiteSmart mobile app for iOS or Android. Look for the icon below.




LiteSmart



01. Press the "+" button to search new switches.



02. Scanning for switches



03. Switch found

