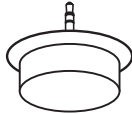


Plug-in Microwave Sensor (SC006) for HBC/LHB/HBS Gen 3/GL80/AL/FL/WPC/WPT Installation Instructions

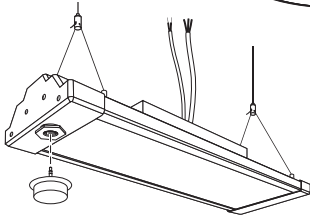
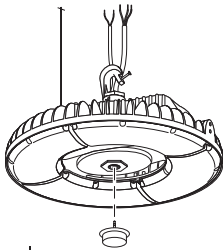
The SC006 is a microwave sensor intended for use on Litetronics high bay fixtures (HBC and LHB Series). It provides multi-level control over occupancy sensing and daylight harvesting functionality. Adjustment to fixture settings can be controlled via remote control, part number SCR053 (sold separately).



INSTALLATION

Installing the SC006 sensor onto the HBC or LHB series high bay is quick and simple.

- First, shut off power
- Unscrew and remove the sensor port plug
- Plug sensor into port on high bay and gently screw in to secure
- Restore power



OPERATION

Warm-up time: After the sensor connects to input power for the first time, the light will display full power for 15 seconds, then revert back to current settings.

Default settings: 100% sensitivity | 5 min. hold time | Daylight sensor is OFF | Dimming level is 30% | Dimming time is 60 minutes.

Setting adjustments: When settings are changed via remote control, the fixture will flash ON/OFF to confirm.

OCCUPANCY SENSING

Occupancy sensor will monitor motion in a space and make automatic adjustments in operation based on set parameters.

- When the space is occupied and regular motion detected, the fixtures maintain set parameters.
- Once space is empty and no motion is detected, the fixture will maintain the current light level based on set HOLD TIME.
- Once HOLD TIME has elapsed, the fixture can power down completely or dim to a lower level based on set STAND-BY DIM level. The level specified under STAND-BY DIM time will continue for set time based on STAND-BY TIME setting, then will power off completely.

DAYLIGHT SENSOR

The built-in photocell will detect the level of ambient light in the space and adjust the fixture output based on set parameters.

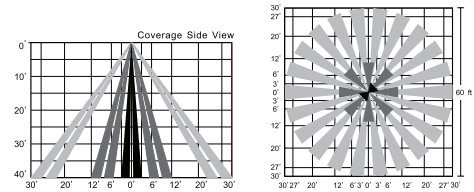
REMOTE CONTROL

Settings for the SC006 can be conveniently adjusted using a remote control (part number SCR053). Settings include:

- Brightness
- Sensitivity
- Hold time
- Daylight harvesting
- Stand-by dimming



SENSOR COVERAGE



The information and product specifications contained in these instructions are based upon data believed to be accurate at the time of printing. This information is subject to change without notice and without incurring liability. Please contact us at 800-860-3392 or via email at customerservice@litetronics.com. For the latest instructions, please visit www.litetronics.com.