




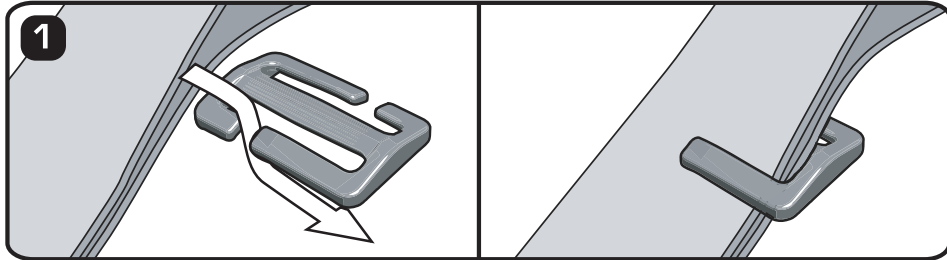
## 5065 Harness Web Strap Organizer Clip 5pk

**WARNING:**

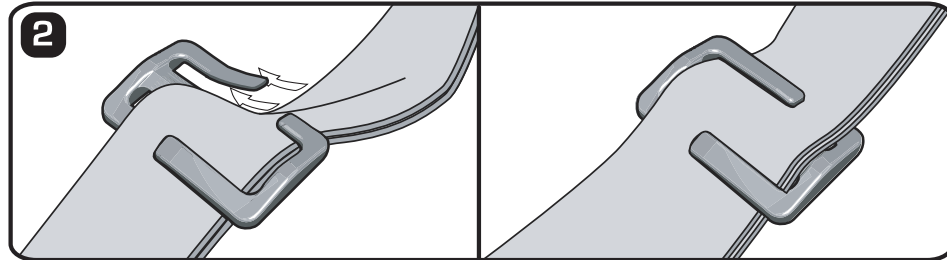
This Strap Organizer Clip is designed specifically for the organization of webbing on or about the torso, chest and specific leg straps of select FallTech Full Body Harnesses. This product is not a safety device unto itself and is not a replacement for original harness components such as adjusters, buckles or webbing keepers. Use of the Strap Organizer Clip as a replacement for original adjusters, buckles or webbing keeper could result in injury or death during a fall.



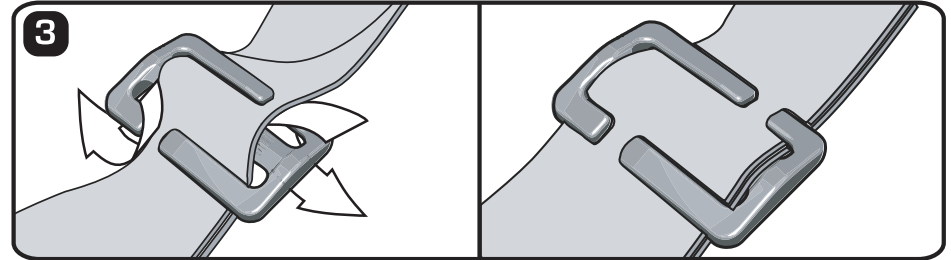
MACC02.2 3/25/16



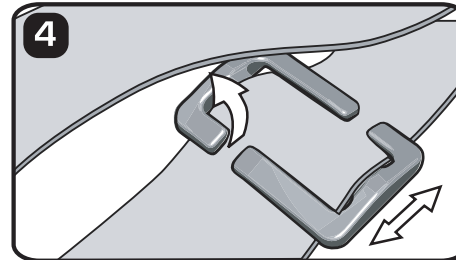
**Step 1:** Slide both layers of webbing under one of the longer arms of the organizer clip.



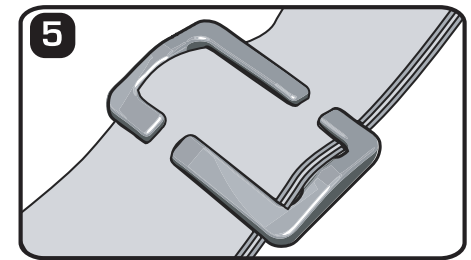
**Step 2:** Repeat Step 1 for the other longer arm.



**Step 3:** Now slide both layers of webbing under both shorter arms of the organizer clip.



**Step 4:** To change placement of clip, remove only the top layer of webbing from under the clip arms, then slide clip to desired location.



**Step 5:** Replace top layer of webbing under all four clip arms.