

PROJECT:	
CATALOG #	
TYPE:	DATE:

LED SMART LIGHT PANEL

WITH SELECTABLE CCT AND TUNABLE WATTAGE

DESCRIPTION

Combining top-of-the-line efficiency with a clean, modern design, the LED Light Panel is an ideal solution for indoor commercial spaces, including grid ceiling applications.

The Smart Light Panel brings a new level of control and convenience to indoor lighting. Occupancy sensing and daylight harvesting capabilities automatically decrease energy use, and each feature can be customized to the preference of the occupants. Setup is easy with the LiteSmart mobile app, which enables group control, custom settings and scene configurations, all via bluetooth technology from your own mobile device. This PT*AN generation allows for quick fixture commissioning via IR Programming feature using the SCR054 control (sold separately).

Installation of the fixture is simple and quick; this LED panel fits seamlessly into all standard 2' x 4', 2' x 2' or 1' x 4' grid ceiling layouts. It can also be surface and suspension mounted, or recessed into drywall ceilings. Each room or group of fixtures can be controlled via LiteSmart app or by a wall mounted battery or solar-powered bluetooth switch.

FEATURES

- IR Programming feature using the SCR054 control
- Wireless setup and group control via LiteSmart mobile app
- Local control via bluetooth wall switch accessory
- Selectable CCT (3500K | 4000K | 5000K)
- Top trim wattage control
- Occupancy sensing
- Daylight harvesting
- Custom scene configuration
- Time scheduling
- Continuous dimming
- DLC 5.1 Premium (125 LPW)
- Size options: 2x4, 2x2, 1x4
- UL Damp location rating
- Compatible with Emergency Battery Backup
- 100,000-hour rated life
- 10-year warranty

MOUNTING

- Grid ceiling
- Surface Mount
- Suspension
- Recessed drywall



MARKETS

- Healthcare
- Hospitals
- Municipal
- Offices
- Schools
- Universities

LITETRONICS DIFFERENCE

- State-of-the-art bluetooth controls
- Simple commissioning
- Thin-height profile at 1.75"
- DLC Premium

CERTIFICATIONS



SPECIFICATIONS

Life (@L70): 100,000 hours

Warranty: 10 years

PERFORMANCE

Operating temp: -4°F to 104°F (-20°C to 40°C)

Efficacy (LPW): 125

CRI: 80

ELECTRICAL

Input voltage: 120-277V

Input frequency: 50/60Hz

PF: ≥.95

THD: ≤20%

Surge protection: ANSI C82.77 compliant

Dimming: 0-10V

Minimum dimming: N/A

Aux. Power Tap: N/A

Driver CL: N/A

Whip/Cord: No

Sensor: PIR, Bluetooth Interface

OPTICAL

Beam: 110°

Lens: Polycarbonate Frosted

UGR: 22

PHYSICAL

Finish: Powder Coat

Color: White

Housing: N/A

INDUSTRY STANDARDS/RATINGS

IP: 20

IK: N/A

Location: Damp

IC: Yes

UL: Yes

ETL: N/A

FCC: Yes

RoHS: Yes

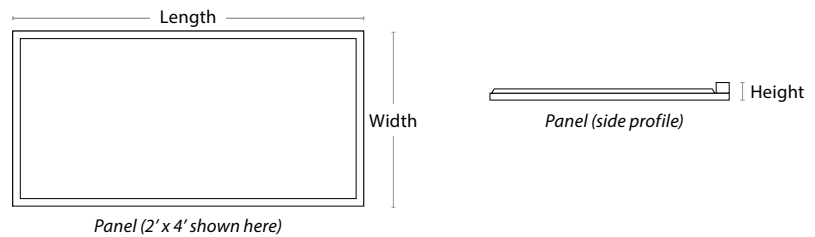
DLC: 5.1 Premium

SIZING

DIMENSIONS / WEIGHT

ORDER#	SIZE
PT4AN	2' x 4'
PT2AN	2' x 2'
PT1AN	1' x 4'

ORDER#	LENGTH	WIDTH	HEIGHT
PT4AN	47.5"	23.75"	1.75"
PT2AN	23.75"	23.75"	1.75"
PT1AN	47.5"	11.9"	1.75"



MOUNTING

Standard: T-bar grid (drop ceilings)

Wiring access: 1/2" trade size knockouts

ACCESSORIES

Emergency Battery Backup

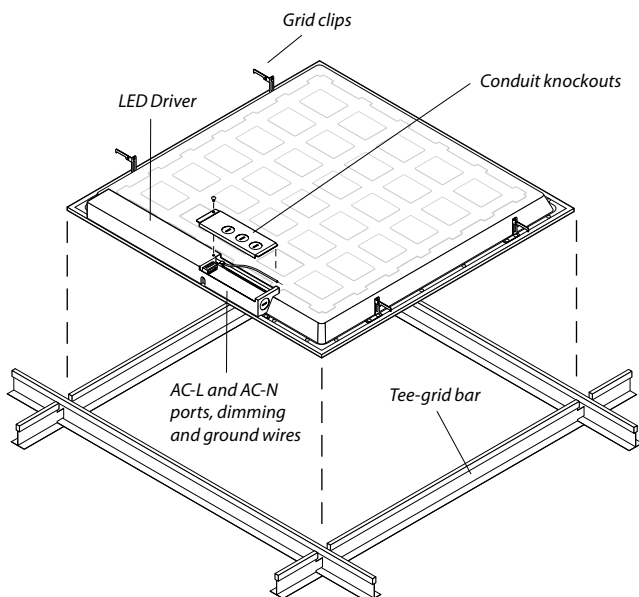
Surface Mounting Kit

Drywall Mounting Kit

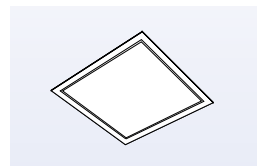
Suspension Mounting Kit

PRODUCT OVERVIEW AND INSTALLATION

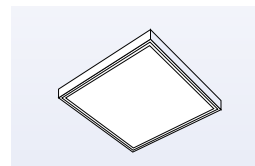
STANDARD GRID CEILING MOUNTING



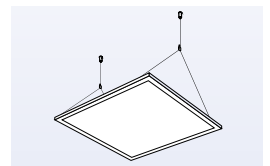
ALTERNATIVE MOUNTING OPTIONS



Recessed drywall mounted



Surface mounted



Suspension mounted

ORDERING INFORMATION

Listed below are the max wattage and lumens for each model number.



MODEL #	DESCRIPTION	SIZE	MAX WATTAGE	VOLTS	CCT	LUMENS
PT4AN	2x4 Smart LED Light Panel with Selectable CCT	2' x 4'	50	120-277	3500K 4000K 5000K	6,250
PT2AN	2x2 Smart LED Light Panel with Selectable CCT	2' x 2'	36	120-277	3500K 4000K 5000K	4,500
PT1AN	1x4 Smart LED Light Panel with Selectable CCT	1' x 4'	36	120-277	3500K 4000K 5000K	4,500

BLUETOOTH CONTROL SWITCHES

MODEL #	DESCRIPTION	USAGE
BCS02	Solar powered bluetooth control switch	Used to control functionality of the fixture; on/off, dimming, daylight harvesting and scene selection.
BCS03	Bluetooth button battery powered wall switch	Used to control functionality of the fixture; on/off, dimming, daylight harvesting and scene selection. Dimensions: 1-1/4" width x 2 5/8" height x 1/2" depth.
BCS05	Bluetooth 7 Button AC Powered Wall Switch 120-277V	AC powered wall switch used to control functionality of the fixture; on/off, dimming and scene selection.



BCS02 BCS03



BCS05

Note: Switches don't have CCT selectable capability.

ACCESSORIES

MODEL #	DESCRIPTION	USAGE
EB10	10W Emergency Battery Backup	Supplies battery backup to an individual fixture for up to 90 minutes. <u>Must be ordered with EBCM or EBAM indicator module.</u>
EBCM	Ceiling-mounted Indicator Module	This Ceiling-mounted Indicator Module (EBCM) can be used with one of Litetronics' emergency battery backup products (EB10, EB10N or EB20) to provide a visual confirmation of the operational status of the EBB unit. This module is typically used in grid ceiling applications where it is recess mounted in a panel adjacent to the fixture.
EBAM	Adhesive-mounted Indicator Module	This Adhesive-mounted Indicator Module (EBAM) must be used with one of Litetronics' emergency battery backup products (EB10, EB10N or EB20) to provide a visual confirmation of the operational status of the EBB unit. This module is typically used in open ceiling or drywall ceiling applications where the module is applied to the side of the fixture, mounting kit, or a nearby structural element.
TR01	Test Remote Control	Used for testing and demonstrating the functionality of EB20 emergency battery backup integrated products. <ul style="list-style-type: none"> Only one remote required per area, building or site as necessary.
SCR054	Remote Control	Used to Commission LiteTronics "Next Generation" LiteSmart IR-Enabled Sensor.

EB10



EBAM EBCM



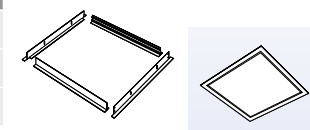
TR01



SCR054

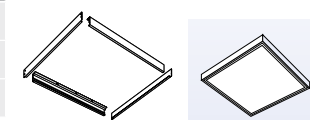
MODEL #	DESCRIPTION	USAGE	OUTSIDE DIMENSIONS
FPAM224	2x4 Drywall Mount Kit	Recess mount 2x4 Panels in ceiling surfaces	49.44" x 25.46" x 1.65"
FPAM222	2x2 Drywall Mount Kit	Recess mount 2x2 Panels in ceiling surfaces	25.46" x 25.46" x 1.65"
FPAM221	1x4 Drywall Mount Kit	Recess mount 1x4 Panels in ceiling surfaces	49.44" x 13.57" x 1.65"

DRYWALL MOUNT KIT



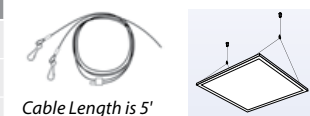
MODEL #	DESCRIPTION	USAGE	OUTSIDE DIMENSIONS
PTAM204	2x4 Surface Mount Kit	Surface mount 2x4 Panels to ceiling surfaces	47.85" x 23.94" x 3.1875"
PTAM202	2x2 Surface Mount Kit	Surface mount 2x2 Panels to ceiling surfaces	24.07" x 23.94" x 3.1875"
PTAM301	1x4 Surface Mount Kit	Surface mount 1x4 Panels to ceiling surfaces	47.85" x 11.97" x 3.1875"

SURFACE MOUNT KIT



MODEL #	DESCRIPTION	USAGE	WEIGHT RATING	MAX DISTANCE FROM CEILING
PTAM214	2x4 Suspension Mount Kit	Suspend 2x4 Panels from ceiling	25 lbs	4.45'
PTAM212	2X2 Suspension Mount Kit	Suspend 2x2 Panels from ceiling	25 lbs	4.45'
PTAM211	1X4 Suspension Mount Kit	Suspend 1x4 Panels from ceiling	25 lbs	4.45'

SUSPENSION MOUNT KIT



Cable Length is 5'

Litetronics, Inc. | 6969 W. 73rd St. Bedford Park, IL 60638 | Tel:1-800-860-3392 | customerservice@litetronics.com

www.Litetronics.com

WIRELESS CONTROL

The LED Smart Light Panel uses bluetooth technology for a completely wireless connection to your smart phone or remote wall switch.



Set up and manage your space with LiteSmart.

Use the remote switch for everyday control.



LITESMART
by Litetronics

LiteSmart is a mobile app that enables total management of lighting systems at the touch of your fingers. Within the app, all Smart LED Light Panel functionality can be set up and controlled, including power, dimming, grouping, scene creation and time scheduling. Adjustments can also be made to the occupancy sensor and daylight harvesting settings, then implemented across an entire group in seconds.

BENEFITS

- Total control over your lighting system
- Quick and easy changes that can be implemented in seconds across a group of fixtures
- Further energy reduction via occupancy sensing, daylight harvesting and max wattage control
- Ability to create custom scenes based on specific needs, such as presentations
- Time scheduling that sets hours of operation per day

NETWORK CAPABILITIES

- Unlimited admins and guests can be added to each network
- Each network supports up to 100 fixtures
- Individual fixtures can belong to up to 32 groups
- Up to 127 scenes can be created from one network
- Up to 10 switches can be created from one network



WIRELESS SWITCH

Part #
BCS02, BCS03
or BCS05

The bluetooth control switch comes in handy for the daily occupants of a space. This switch, which can be wall mounted, enables quick adjustments to be made to a specific group of fixtures. Features include on/off, dimming, daylight harvesting and scene selection. The switch must be set up through the LiteSmart mobile app, but can then function on it's own within any space.

BENEFITS

- Control over key functions for a specific group of lights
- Adjustments are quick and easy, and create an optimized space for a variety of needs
- Further reduce energy via daylight harvesting function, or disable daylight harvesting for full brightness
- Ability to choose between custom scenes based on specific needs within the space

SWITCH CAPABILITIES

- Enable/disable auto daylight harvesting
- Brighten/dim a group or turn on/off the entire group of fixtures
- Program up to 3 scenes per switch

HAVE QUESTIONS?

Our Customer Service team can help. Call us at 800-860-3392 or send an email to customerservice@litetronics.com