

POSTS

Description

Posts are made of 2" x 2" x 16GA seam welded square tube. Base plates are made of 6" x 6" x 1/4" steel plate and punched with four holes for anchor bolts. Anchors are sold separately as an accessory.

PRODUCT INFORMATION

Specification

Post Height	2" x 2" Posts = 7' and 8' high, with Base Plate = 6" x 6" x 1/4"
Material	Hollow Structural Tubing
Finish	Powder-coated

COLORS




Safety Yellow
(Posts)



Midnight Black
(Panels and doors)

DETAILS

LINE POST Baseplates



LINE POST SIZES

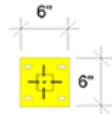
7' and 8' high

Posts are made of 2" x 2" x 18GA seam welded square tube. Baseplates are made of 6" x 6" x 1/4" steel plate and punched with four holes for anchor bolts.

Anchors are sold separately as an accessory.

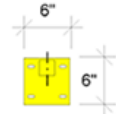
Line posts are punched on 1 axis

CORNER POST Baseplate



Corner posts are punched on 2 axis
Corner posts are always 2" x 2"

WALL POST Baseplate



Wall posts are punched on 1 axis
Wall posts are always 2" x 2"

