



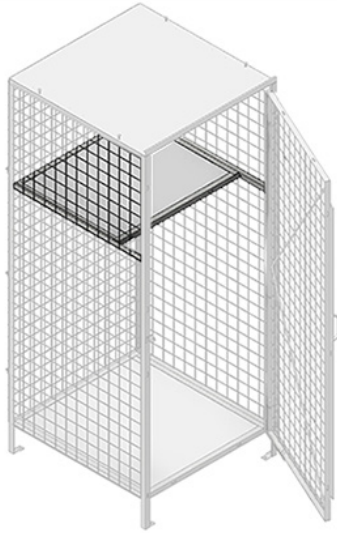
**Cogan**  
Since 1901



**Lockers**  
Lock-It-Up

cogan.com

**TA-50 GEAR  
LOCKERS**



16GA SHEET METAL TOP SHELF

## TOP SHELVES

### Description

Top shelves are made of 2" x 2" x 10 GA welded wire mesh or 16GA sheet metal framed in 1 1/4" x 1 1/4" x 12GA structural angle.

## PRODUCT INFORMATION

### Specifications

Shelf Depth 1'-0", 1'-6", 2'-0", 2'-6", 3'-0", 3'-6", 4'-0"

Shelf Width 1'-0", 1'-6", 2'-0", 2'-6", 3'-0", 3'-6", 4'-0"

Finish Powder-coated

Materials 2" x 2" x 10GA Steel Wire or 16GA Sheet Metal

Frame Material Structural Angle 1 1/4" x 1 1/4" x 12GA

### COLORS



Cogan Grey  
(Side Panels, Doors,  
and Shelves)





Electro-Galvanized  
(Roof and Back Panels)



## SIZES

Please consult the table below for a complete list of dimensions.



Note:

Shelves are available in 2" x 2" x 10GA welded wire mesh (most economical) and also 16GA sheet metal.

**\*\* IMPORTANT** the depth size (D) is of the whole locker unit. The top shelves are recessed by 6" (D-6").

D \ W	1'-0"	1'-6"	2'-0"	2'-6"	3'-0"	3'-6"	4'-0"
1'-0"	✓	✓	✓	✓	✓	✓	✓
1'-6"	✓	✓	✓	✓	✓	✓	✓
2'-0"	✓	✓	✓	✓	✓	✓	✓
2'-6"	✓	✓	✓	✓	✓	✓	✓
3'-0"	✓	✓	✓	✓	✓	✓	✓
3'-6"	✓	✓	✓	✓	✓	✓	✓
4'-0"	✓	✓	✓	✓	✓	✓	✓

✓ Indicates shelf dimension is available.

— Indicates shelf dimension is **not** available.

Support L- Angle For the Fixed Top Shelf

