



SAFETY GATE- FRONT VIEW

SELF CLOSING SAFETY GATE

Description

The 24" to 30" adjustable gate is sized with (14) Ø7/16" punched holes spaced 1" apart center to center. The 33" to 48" adjustable gate is sized with (16) Ø7/16" punched holes spaced 1" apart center to center. Spring-loaded hinges allow the gate close automatically, reducing the risk of unknowingly walking or backing into the opening. The flexibility of the spring allows the safety gate to swing back and forth, making both sides of the gate easily accessible. Powder-coated safety yellow paint finish.

PRODUCT INFORMATION

Assembly

Safety gates are available in two adjustable sizes. The mounting adapter allows the gate to be installed with a heavy-duty guardrail system, pedestrian rail system or mezzanine system.

Specifications

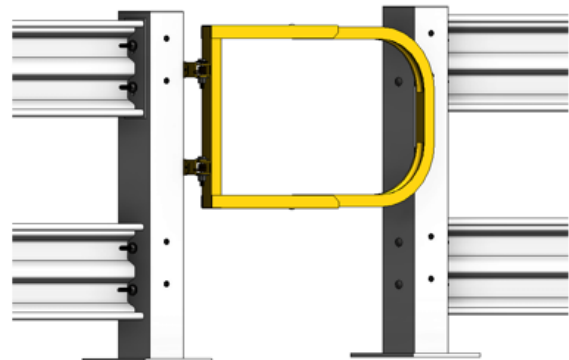
Need it fast? This product is available for **Accelerated Production**. 2-week delivery on select components. See "Sizes" tab for details.

Accelerated Production orders are assembled using raw material that we keep in stock. This allow us to fast track your order through our abbreviated production process.

SPECIFICATIONS

Height	22.75"
Sizing	Adjustable Length
Mounting Adapter	Exclusive Universal Adapter
Hinge Springs	Torision type includes two springs per gate
Finish	Powder Coated Safety Yellow
Gate Operation	90° Reversable Swing
Closing Method	Spring Loaded and Self Closing

SELF CLOSING SAFETY GATE





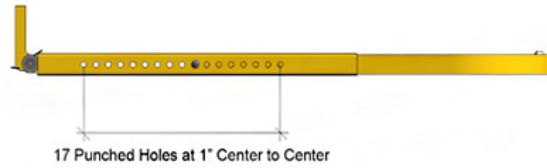
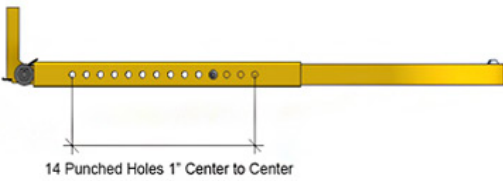
SIZES

Please consult the table below for a complete list of dimensions.

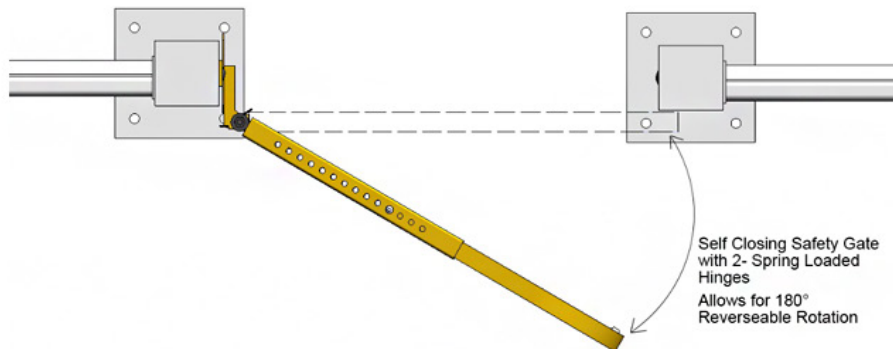
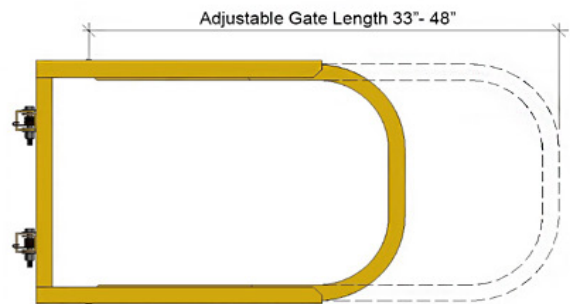
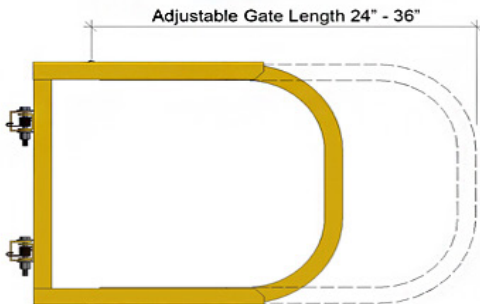
Sizes shown in *blue* are available for Accelerated Production.

ITEM DESCRIPTION	ADJUSTABLE LENGTH	BOLT SPACING	ITEM #
Adjustable Self Closing Safety Gate	24"-36"	14 punched holes at 1" center to center	G-SG-2436
Adjustable Self Closing Safety Gate	33"-48"	17 punched holes at 1" center to center	G-SG-3348

BOLT SPACING

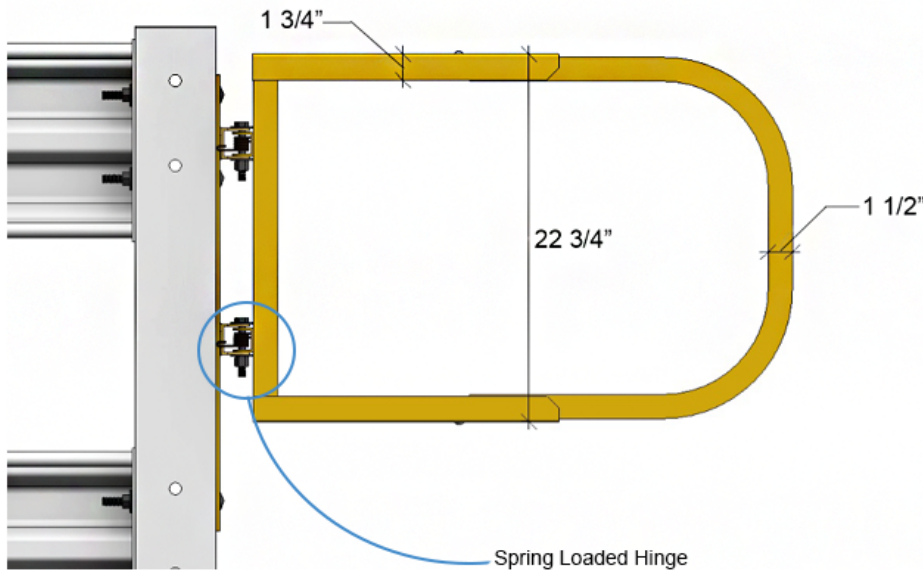


OVERALL LENGTH






DETAILS



STANDARD DIMENSIONS

The standard height of the gate is 22 3/4".

The Gate is connected to the column using 1/2"Ø x 7" carriage bolt and connected to the adapter using a 1/4" Øx 3/4" carriage bolt.

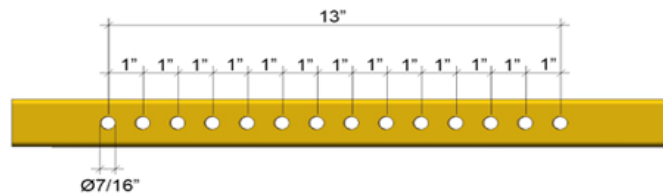


CONNECTION DETAIL

The gate is connected to columns and rails using an adapter

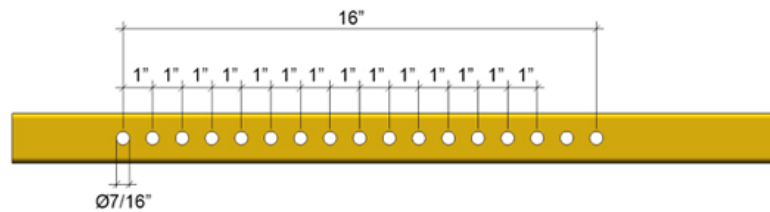
SPACING DETAIL

14 - 7/16" Ø Punched Holes,
1" Apart Center to Center



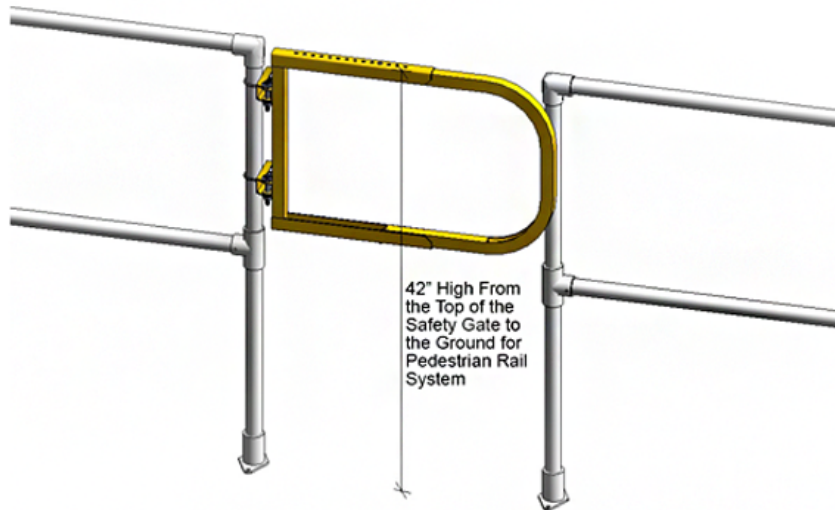
SPACING DETAIL

16 - 7/16"Ø Punched Holes,
1" Apart Center to Center





DETAILS



APPLICATION

the self closing safety gate can be used with a Heavy Duty Guardrail System, a Pedestrian Rail System and a Mezzanine System.

When installed to Mezzanine System the top of the gate must be 44" high from the ground.

When installed to Mezzanine Staircase the top of the gate must be 41" - 42" high from top of the deck.

When installed with the Pedestrian Rail System the top of the gate must be 42" high from the ground