


FLOOR ANGLE GUIDE

Description

Floor angle guide provides continuous, uninterrupted protection low to the ground. Acts as a barrier to prevent narrow-aisle fork trucks, lifts and order pickers from damaging storage racks, which in turn, keeps assets intact.

Floor angle is made of 5"x3"x1/4" thick structural steel and is powder-coated safety yellow for maximum visibility. Standard lengths are 12", 24", 36", 42", 48", 60", 96" and 120". Custom lengths are also available to meet specific requirements. Angle is punched with 3/4" \varnothing holes, evenly spaced for floor anchors. The number of holes varies depending on the length of the angle. Floor guide is anchored to concrete using 5/8" \varnothing x 1/2" wedge bolt anchors.



42" FLOOR ANGLE

PRODUCT INFORMATION


Specifications

Need it fast? This product is available for Accelerated Production. 2-week delivery on select components. See "Sizes" tab for details.

Accelerated Production orders are assembled using raw material that we keep in stock. This allow us to fast track your order through our abbreviated production process.

SPECIFICATIONS

Size	L5 x 3 x 1/4"
Lengths	12", 24", 36", 42", 48", 60", 96", 120"
Width	3"
Height	5"
Thickness	1/4"
Finish	Powder Coated Safety Yellow
Requires	5/8" \varnothing x 4 1/2" (Sold Separately)





SIZES

Please consult the table below for a complete list of dimensions.

Sizes shown in blue are available for Accelerated Production.

ITEM DESCRIPTION	LENGTH	# OF PUNCHED HOLES	ITEM #
Floor Angle Guide	12"	2	RPFAG12
Floor Angle Guide	24"	2	RPFAG24
Floor Angle Guide	36"	3	RPFAG36
Floor Angle Guide	42"	3	RPFAG42
Floor Angle Guide	48"	3	RPFAG48
Floor Angle Guide	60"	3	RPFAG60
Floor Angle Guide	96"	5	RPFAG96
Floor Angle Guide	120"	6	RPFAG120

* Custom sizes are also available.

12" 

24" 


36" 

42" 

48" 

60" 

96" 

120" 

DETAILS

PROFILE VIEW
L5" x 3" x 1/4"

