

Declaration of Conformity

In Accordance with ANSI/ISEA 125-2014



Alexander Andrew, Inc. 1306 S. Alameda St Compton, CA 90221

Declaration #

B1115057a

Declaration Date

11.24.15

Tested Item #

7029B

Journeyman Flex 4D Crossover Climbing FBH

Additional Items Conforming Under this Declaration:

7029XL

Alexander Andrew, Inc. declares that the product(s) listed above is in conformity with the requirements of the following performance standard(s):

ANSI Z359.11-2014

Conformity Assessment Method in accordance with ANSI/ISEA 125-2014

Level 1

Level 2

Level 3

Level 1: FallTech Lab
Outside the Scope of
ISO/IEC Standard 17025:2005

Level 2: FallTech Lab
Within the Scope of
ISO/IEC Standard 17025:2005

Level 3: Independent 3rd Party Lab
accredited to
ISO/IEC Standard 17025:2005

Supporting
Documentation

PC-0614

PC-0614HF

Authorized Signature

Name

Dustin Hawkins

Title

VP Business Development

Date

2.12.17

FallTech Test Report

Test Report Number	PC-0614	Date	11/24/2015	Rev		Rev Date	
Report Prepared For	FallTech						
Initiated By	Dan Redden	Test Specification	ANSI Z359.11-2014 4.3.5, 4.3.3, 4.3.6, 4.3.7				
Base Part #	7029B	Description	Full Body Harness				
Proposed Part #	N/A	Built By Whom	Production	BOM	No		
Test Request #	PC-0614	Date Received	5/5/2015	Date Complete	11/19/2015		
Test Operator	Yesbet Sierra	Test Operator	Jay Sponholz				

Material/Sample Identification

Sample ID	Description
L1	Full Body Harness
L2	Full Body Harness
L3	Full Body Harness
L4	Full Body Harness
L5	Full Body Harness
L6	Full Body Harness
L7	Full Body Harness
L8	Full Body Harness
L9	Full Body Harness
L10	Full Body Harness
L11	Full Body Harness
L12	Full Body Harness
L13	Full Body Harness
L14	Full Body Harness
L15	Full Body Harness
L16	Full Body Harness
L17	Full Body Harness
L18	Full Body Harness
L19	Full Body Harness
L20	Full Body Harness
L21	Full Body Harness

This laboratory is accredited in accordance with the recognized International Standard ISO/IEC 17025:2005. This accreditation demonstrates technical competence for a defined scope and the operation of a laboratory quality management system (refer to the joint ISO-ILAC-IAF Communique dated January 2009).

FallTech Testing Laboratory allows for a +/- 5% tolerance on dynamic performance and static strength test results.



FallTech Test Report

Test Report Number	PC-0614	Date	11/24/2015		Rev		Rev Date	
Report Prepared For	FallTech							
Initiated By	Dan Redden	Test Specification			ANSI Z359.11-2014 4.3.5, 4.3.3, 4.3.6, 4.3.7			
Base Part #	7029B	Description			Full Body Harness			
Proposed Part #	N/A	Built By Whom			Production	BOM		No
Test Request #	PC-0614	Date Received			5/5/2015	Date Complete		11/19/2015

Test Summary

Test Specification	Test Criteria	Test Result	Pass/Fail	
ANSI Z359.11-2014 4.3.5	Static Strength (Dorsal D-ring)	3,600 Lbf \geq 1 Minute	3633.6 Lbf	Pass
	Static Strength (Dorsal D-ring)	Harness Shall Not Release Test Torso	Did Not Release	Pass
	Static Strength (Dorsal D-ring)	Slippage \leq 1 In	0.0"	Pass
	Static Strength (Dorsal D-ring)	Shall Not Tear a Distance Greater Than to Adjacent Eyelet	Did Not Tear Through	Pass
	Static Strength (Dorsal D-ring)	Straps Shall Not Show Any Signs of Tearing	Did Not Tear	Pass
ANSI Z359.11-2014 4.3.5	Static Strength (Dorsal D-ring)	3,600 Lbf \geq 1 Minute	3630.8 Lbf	Pass
	Static Strength (Dorsal D-ring)	Harness Shall Not Release Test Torso	Did Not Release	Pass
	Static Strength (Dorsal D-ring)	Slippage \leq 1 In	0.0"	Pass
	Static Strength (Dorsal D-ring)	Shall Not Tear a Distance Greater Than to Adjacent Eyelet	Did Not Tear Through	Pass
	Static Strength (Dorsal D-ring)	Straps Shall Not Show Any Signs of Tearing	Did Not Tear	Pass
ANSI Z359.11-2014 4.3.5	Static Strength (Dorsal D-ring)	3,600 Lbf \geq 1 Minute	3635.4 Lbf	Pass
	Static Strength (Dorsal D-ring)	Harness Shall Not Release Test Torso	Did Not Release	Pass
	Static Strength (Dorsal D-ring)	Slippage \leq 1 In	0.0"	Pass
	Static Strength (Dorsal D-ring)	Shall Not Tear a Distance Greater Than to Adjacent Eyelet	Did Not Tear Through	Pass
	Static Strength (Dorsal D-ring)	Straps Shall Not Show Any Signs of Tearing	Did Not Tear	Pass
ANSI Z359.11-2014 4.3.5	Static Strength (Sternal D-ring)	3,600 Lbf \geq 1 Minute	3642.4 Lbf	Pass
	Static Strength (Sternal D-ring)	Harness Shall Not Release Test Torso	Did Not Release	Pass
	Static Strength (Sternal D-ring)	Slippage \leq 1 In	0.0"	Pass
	Static Strength (Sternal D-ring)	Shall Not Tear a Distance Greater Than to Adjacent Eyelet	Did Not Tear Through	Pass
	Static Strength (Sternal D-ring)	Straps Shall Not Show Any Signs of Tearing	Did Not Tear	Pass

This laboratory is accredited in accordance with the recognized International Standard ISO/IEC 17025:2005. This accreditation demonstrates technical competence for a defined scope and the operation of a laboratory quality management system (refer to the joint ISO-ILAC-IAF Communiqué dated January 2009).

FallTech Testing Laboratory allows for a +/- 5% tolerance on dynamic performance and static strength test results.

FallTech Test Report

Test Report Number	PC-0614	Date	11/24/2015	Rev		Rev Date	
Report Prepared For	FallTech						
Initiated By	Dan Redden	Test Specification	ANSI Z359.11-2014 4.3.5, 4.3.3, 4.3.6, 4.3.7				
Base Part #	7029B	Description	Full Body Harness				
Proposed Part #	N/A	Built By Whom	Production	BOM	No		
Test Request #	PC-0614	Date Received	5/5/2015	Date Complete	11/19/2015		

ANSI Z359.11-2014 4.3.5	Static Strength (Sternal D-ring)	3,600 Lbf \geq 1 Minute	3640.4 Lbf	Pass
	Static Strength (Sternal D-ring)	Harness Shall Not Release Test Torso	Did Not Release	Pass
	Static Strength (Sternal D-ring)	Slippage \leq 1 In	0.0"	Pass
	Static Strength (Sternal D-ring)	Shall Not Tear a Distance Greater Than to Adjacent Eyelet	Did Not Tear Through	Pass
	Static Strength (Sternal D-ring)	Straps Shall Not Show Any Signs of Tearing	Did Not Tear	Pass
ANSI Z359.11-2014 4.3.5	Static Strength (Sternal D-ring)	3,600 Lbf \geq 1 Minute	3638.6 Lbf	Pass
	Static Strength (Sternal D-ring)	Harness Shall Not Release Test Torso	Did Not Release	Pass
	Static Strength (Sternal D-ring)	Slippage \leq 1 In	.421"	Pass
	Static Strength (Sternal D-ring)	Shall Not Tear a Distance Greater Than to Adjacent Eyelet	Did Not Tear Through	Pass
	Static Strength (Sternal D-ring)	Straps Shall Not Show Any Signs of Tearing	Did Not Tear	Pass
ANSI Z359.11-2014 4.3.5	Static Strength (Side D-ring)	3,600 Lbf \geq 1 Minute	3663.1 Lbf	Pass
	Static Strength (Side D-ring)	Harness Shall Not Release Test Torso	Did Not Release	Pass
	Static Strength (Side D-ring)	Slippage \leq 1 In	.218"	Pass
	Static Strength (Side D-ring)	Shall Not Tear a Distance Greater Than to Adjacent Eyelet	Did Not Tear Through	Pass
	Static Strength (Side D-ring)	Straps Shall Not Show Any Signs of Tearing	Did Not Tear	Pass
ANSI Z359.11-2014 4.3.5	Static Strength (Side D-ring)	3,600 Lbf \geq 1 Minute	3665.6 Lbf	Pass
	Static Strength (Side D-ring)	Harness Shall Not Release Test Torso	Did Not Release	Pass
	Static Strength (Side D-ring)	Slippage \leq 1 In	0.0"	Pass
	Static Strength (Side D-ring)	Shall Not Tear a Distance Greater Than to Adjacent Eyelet	Did Not Tear Through	Pass
	Static Strength (Side D-ring)	Straps Shall Not Show Any Signs of Tearing	Did Not Tear	Pass
ANSI Z359.11-2014 4.3.5	Static Strength (Side D-ring)	3,600 Lbf \geq 1 Minute	3657.4 Lbf	Pass
	Static Strength (Side D-ring)	Harness Shall Not Release Test Torso	Did Not Release	Pass
	Static Strength (Side D-ring)	Slippage \leq 1 In	0.0"	Pass
	Static Strength (Side D-ring)	Shall Not Tear a Distance Greater Than to Adjacent Eyelet	Did Not Tear Through	Pass
	Static Strength (Side D-ring)	Straps Shall Not Show Any Signs of Tearing	Did Not Tear	Pass

This laboratory is accredited in accordance with the recognized International Standard ISO/IEC 17025:2005. This accreditation demonstrates technical competence for a defined scope and the operation of a laboratory quality management system (refer to the joint ISO-ILAC-IAF Communique dated January 2009).

FallTech Testing Laboratory allows for a +/- 5% tolerance on dynamic performance and static strength test results.

FallTech Test Report

Test Report Number	PC-0614	Date	11/24/2015	Rev		Rev Date	
Report Prepared For	FallTech						
Initiated By	Dan Redden	Test Specification	ANSI Z359.11-2014 4.3.5, 4.3.3, 4.3.6, 4.3.7				
Base Part #	7029B	Description	Full Body Harness				
Proposed Part #	N/A	Built By Whom	Production	BOM	No		
Test Request #	PC-0614	Date Received	5/5/2015	Date Complete	11/19/2015		

ANSI Z359.11-2014 4.3.3	Dynamic Performance Dorsal D-ring (Feet First)	Peak Impact Load \geq 3,600 Lbf	3794.3 Lbf	Pass
	Dynamic Performance Dorsal D-ring (Feet First)	Harness Shall Not Release Test Torso	Did Not Release	Pass
	Dynamic Performance Dorsal D-ring (Feet First)	Remain Suspended \geq 5 Minutes	5 Minutes	Pass
	Dynamic Performance Dorsal D-ring (Feet First)	Angle at Rest \leq 30°	3.2°	Pass
	Dynamic Performance Dorsal D-ring (Feet First)	At Least One Fall Arrest Indicator Shall Be Deployed Visibly and Permanently	Visibly and Permanently Deployed	Pass
	Dynamic Performance Dorsal D-ring (Feet First)	Harness Stretch Shall Not Exceed 18"	18"	Pass
ANSI Z359.11-2014 4.3.3	Dynamic Performance Dorsal D-ring (Feet First)	Peak Impact Load \geq 3,600 Lbf	3786.8 Lbf	Pass
	Dynamic Performance Dorsal D-ring (Feet First)	Harness Shall Not Release Test Torso	Did Not Release	Pass
	Dynamic Performance Dorsal D-ring (Feet First)	Remain Suspended \geq 5 Minutes	5 Minutes	Pass
	Dynamic Performance Dorsal D-ring (Feet First)	Angle at Rest \leq 30°	3.9°	Pass
	Dynamic Performance Dorsal D-ring (Feet First)	At Least One Fall Arrest Indicator Shall Be Deployed Visibly and Permanently	Visibly and Permanently Deployed	Pass
	Dynamic Performance Dorsal D-ring (Feet First)	Harness Stretch Shall Not Exceed 18"	9.72"	Pass
ANSI Z359.11-2014 4.3.3	Dynamic Performance Dorsal D-ring (Feet First)	Peak Impact Load \geq 3,600 Lbf	3902.9 Lbf	Pass
	Dynamic Performance Dorsal D-ring (Feet First)	Harness Shall Not Release Test Torso	Did Not Release	Pass
	Dynamic Performance Dorsal D-ring (Feet First)	Remain Suspended \geq 5 Minutes	5 Minutes	Pass
	Dynamic Performance Dorsal D-ring (Feet First)	Angle at Rest \leq 30°	3.4°	Pass
	Dynamic Performance Dorsal D-ring (Feet First)	At Least One Fall Arrest Indicator Shall Be Deployed Visibly and Permanently	Visibly and Permanently Deployed	Pass
	Dynamic Performance Dorsal D-ring (Feet First)	Harness Stretch Shall Not Exceed 18"	10.6"	Pass
ANSI Z359.11-2014 4.3.3	Dynamic Performance Sternal D-ring (Feet First)	Peak Impact Load \geq 3,600 Lbf	3870.8 Lbf	Pass
	Dynamic Performance Sternal D-ring (Feet First)	Harness Shall Not Release Test Torso	Did Not Release	Pass
	Dynamic Performance Sternal D-ring (Feet First)	Remain Suspended \geq 5 Minutes	5 Minutes	Pass
	Dynamic Performance Sternal D-ring (Feet First)	Angle at Rest \leq 30°	7.6°	Pass
	Dynamic Performance Sternal D-ring (Feet First)	At Least One Fall Arrest Indicator Shall Be Deployed Visibly and Permanently	Visibly and Permanently Deployed	Pass
	Dynamic Performance Sternal D-ring (Feet First)	Harness Stretch Shall Not Exceed 18"	10.6"	Pass

This laboratory is accredited in accordance with the recognized International Standard ISO/IEC 17025:2005. This accreditation demonstrates technical competence for a defined scope and the operation of a laboratory quality management system (refer to the joint ISO-ILAC-IAF Communique dated January 2009).

FallTech Testing Laboratory allows for a +/- 5% tolerance on dynamic performance and static strength test results.

FallTech Test Report

Test Report Number	PC-0614	Date	11/24/2015	Rev		Rev Date	
Report Prepared For	FallTech						
Initiated By	Dan Redden	Test Specification	ANSI Z359.11-2014 4.3.5, 4.3.3, 4.3.6, 4.3.7				
Base Part #	7029B	Description	Full Body Harness				
Proposed Part #	N/A	Built By Whom	Production	BOM	No		
Test Request #	PC-0614	Date Received	5/5/2015	Date Complete	11/19/2015		

ANSI Z359.11-2014 4.3.3	Dynamic Performance Sternal D-ring (Feet First)	Peak Impact Load \geq 3,600 Lbf	3695.0 Lbf	Pass
	Dynamic Performance Sternal D-ring (Feet First)	Harness Shall Not Release Test Torso	Did Not Release	Pass
	Dynamic Performance Sternal D-ring (Feet First)	Remain Suspended \geq 5 Minutes	5 Minutes	Pass
	Dynamic Performance Sternal D-ring (Feet First)	Angle at Rest \leq 30°	6.6°	Pass
	Dynamic Performance Sternal D-ring (Feet First)	At Least One Fall Arrest Indicator Shall Be Deployed Visibly and Permanently	Visibly and Permanently Deployed	Pass
	Dynamic Performance Sternal D-ring (Feet First)	Harness Stretch Shall Not Exceed 18"	8.5"	Pass
	ANSI Z359.11-2014 4.3.3	Dynamic Performance Sternal D-ring (Feet First)	Peak Impact Load \geq 3,600 Lbf	3720.9 Lbf
Dynamic Performance Sternal D-ring (Feet First)		Harness Shall Not Release Test Torso	Did Not Release	Pass
Dynamic Performance Sternal D-ring (Feet First)		Remain Suspended \geq 5 Minutes	5 Minutes	Pass
Dynamic Performance Sternal D-ring (Feet First)		Angle at Rest \leq 30°	8.3°	Pass
Dynamic Performance Sternal D-ring (Feet First)		At Least One Fall Arrest Indicator Shall Be Deployed Visibly and Permanently	Visibly and Permanently Deployed	Pass
Dynamic Performance Sternal D-ring (Feet First)		Harness Stretch Shall Not Exceed 18"	10.1"	Pass
ANSI Z359.11-2014 4.3.6		Fall Arrest Indicator Test Dorsal D-ring	At Least One Fall Arrest Indicator Shall Be Deployed Visibly and Permanently	Visibly and Permanently Deployed
	Fall Arrest Indicator Test Dorsal D-ring	At Least One Fall Arrest Indicator Shall Be Deployed Visibly and Permanently	Visibly and Permanently Deployed	Pass
	Fall Arrest Indicator Test Dorsal D-ring	At Least One Fall Arrest Indicator Shall Be Deployed Visibly and Permanently	Visibly and Permanently Deployed	Pass
ANSI Z359.11-2014 4.3.6	Fall Arrest Indicator Test Sternal D-ring	At Least One Fall Arrest Indicator Shall Be Deployed Visibly and Permanently	Visibly and Permanently Deployed	Pass
	Fall Arrest Indicator Test Sternal D-ring	At Least One Fall Arrest Indicator Shall Be Deployed Visibly and Permanently	Visibly and Permanently Deployed	Pass
	Fall Arrest Indicator Test Sternal D-ring	At Least One Fall Arrest Indicator Shall Be Deployed Visibly and Permanently	Visibly and Permanently Deployed	Pass
ANSI Z359.11-2014 4.3.7	Lanyard Parking Attachment Element	Previously Tested and Passed Under PC-0722	102.9 Lbf	Pass

This laboratory is accredited in accordance with the recognized International Standard ISO/IEC 17025:2005. This accreditation demonstrates technical competence for a defined scope and the operation of a laboratory quality management system (refer to the joint ISO-ILAC-IAF Communique dated January 2009).

FallTech Testing Laboratory allows for a +/- 5% tolerance on dynamic performance and static strength test results.

FallTech Test Report

Test Report Number	PC-0614	Date	11/24/2015	Rev		Rev Date	
Report Prepared For	FallTech						
Initiated By	Dan Redden	Test Specification	ANSI Z359.11-2014 4.3.5, 4.3.3, 4.3.6, 4.3.7				
Base Part #	7029B	Description	Full Body Harness				
Proposed Part #	N/A	Built By Whom	Production	BOM	No		
Test Request #	PC-0614	Date Received	5/5/2015	Date Complete	11/19/2015		

Conclusion

FallTech P/N 7029B meets the requirements of ANSI Z359.11-2014

Report Signatories and Approval

Lab Quality Manager	<i>Jay Sporkholz</i>	Date	11/24/2015
Witnessed by	<i>M. Francis</i>	Date	11-24-15



This laboratory is accredited in accordance with the recognized International Standard ISO/IEC 17025:2005. This accreditation demonstrates technical competence for a defined scope and the operation of a laboratory quality management system (refer to the joint ISO-ILAC-IAF Communiqué dated January 2009).

FallTech Testing Laboratory allows for a +/- 5% tolerance on dynamic performance and static strength test results.

Exova
3883 East Eagle Drive
Anaheim
California
USA
92807

T: +1 (714) 630-3003
F: +1 (714) 630-4443
E: sales@exova.com
W: www.exova.com



Testing. Advising. Assuring.

December 19, 2016

FallTech Testing Laboratory
1306 S. Alameda Street
Compton, CA 90221

Attention: Jay Sponholz
Quality Manager

Subject: **Attestation of Witnessing Testing**
Exova OCM Job # 361890-3
FallTech P.O.: OPEN
Report No.: PC-0614 HF
Base Part No. 7029B
Description: Full Body Harness

Dear Mr. Sponholz:



The purpose of this attestation is to attest to the fact that a representative of Exova OCM was on site at FallTech's facilities to confirm suitability of the equipment used, calibration status of the equipment and to witness testing performed by FallTech employees. Details of this visit are included below:

- Date of Testing:
 - December 15, 2016
- Exova OCM Test Witness:
 - Luis Frausto
- FallTech Test Operators:
 - Jay Sponholz and Oscar Jaramillo
- Specification:
 - ANSI Z359.11-2014 Section 4.3.4
- Equipment Calibration Interval
 - 1 year, except weights which are 5 years

Attached to this attestation is the test report generated by FallTech Testing Laboratory. Exova OCM test witness certifies the report accurately presents the testing performed on the samples identified.

Test Report #	Date	Base Part #	Description	Sample ID's	Results
PC-0614 HF	12/19/2016	7029B	Full Body Harness	3323868 3323872 3323876	Pass

Test Witness Signature: Luis Frausto Lead Technician Mechanical Laboratory	(Signed for and on behalf of Exova-OCM)  
--	--

Approval Signature: Thomas J. (Tom) Parsons Manager Quality / Technical Services	(Signed for and on behalf of Exova-OCM)  
--	---

This attestation shall not be reproduced except in full, without the written approval of Exova-OCM. The laboratory has witnessed the testing the material / items supplied by the client as sampled by the client. The testing is not within Exova OCM's L.A.B scope of testing and was not performed at Exova OCM.



FallTech Test Report

Test Report Number	PC-0614 HF	Date	12/19/2016	Rev		Rev Date	
Report Prepared For	FallTech						
Initiated By	Dan Redden	Test Specification	ANSI Z359.11-2014; 4.3.4				
Base Part #	7029B	Description	Full Body Harness				
Proposed Part #	N/A	Built By Whom	Production	BOM	No		
Test Request #	PC-0614 HF	Date Received	11/23/2016	Date Complete	12/15/2016		
Test Operator	Oscar Jaramillo	Test Operator	Jay Sponholz				

Material/Sample Identification

Sample ID	Description
3323868	Full Body Harness
3323872	Full Body Harness
3323876	Full Body Harness

Test Summary

Test Specification	Test Criteria	Test Result	Pass/Fail
ANSI Z359.11-2014 4.3.4	Dynamic Performance Dorsal D-ring (Head First)	Peak Impact Load ≥ 3,600 Lbf	4254.2 Lbf Pass
	Dynamic Performance Dorsal D-ring (Head First)	Harness Shall Not Release Test Torso	Did Not Release Pass
	Dynamic Performance Dorsal D-ring (Head First)	Remain Suspended for ≥ 5 Minutes	5 Minutes Pass
	Dynamic Performance Dorsal D-ring (Head First)	Angle at Rest ≤ 30°	3.8° Pass
	Dynamic Performance Dorsal D-ring (Head First)	At Least One Fall Arrest Indicator Shall Be Deployed Visibly and Permanently	Visibly and Permanently Deployed Pass
ANSI Z359.11-2014 4.3.4	Dynamic Performance Dorsal D-ring (Head First)	Peak Impact Load ≥ 3,600 Lbf	4278.3 Lbf Pass
	Dynamic Performance Dorsal D-ring (Head First)	Harness Shall Not Release Test Torso	Did Not Release Pass
	Dynamic Performance Dorsal D-ring (Head First)	Remain Suspended for ≥ 5 Minutes	5 Minutes Pass
	Dynamic Performance Dorsal D-ring (Head First)	Angle at Rest ≤ 30°	5.1° Pass
	Dynamic Performance Dorsal D-ring (Head First)	At Least One Fall Arrest Indicator Shall Be Deployed Visibly and Permanently	Visibly and Permanently Deployed Pass

FallTech Test Report

Test Report Number	PC-0614 HF	Date	12/19/2016	Rev		Rev Date	
Report Prepared For	FallTech						
Initiated By	Dan Redden	Test Specification	ANSI Z359.11-2014; 4.3.4				
Base Part #	7029B	Description	Full Body Harness				
Proposed Part #	N/A	Built By Whom	Production	BOM	No		
Test Request #	PC-0614 HF	Date Received	11/23/2016	Date Complete	12/15/2016		



Test Summary

Test Specification	Test Criteria	Test Result	Pass/Fail	
ANSI Z359.11-2014 4.3.4	Dynamic Performance Dorsal D-ring (Head First)	Peak Impact Load $\geq 3,600$ Lbf	4496.8 Lbf	Pass
	Dynamic Performance Dorsal D-ring (Head First)	Harness Shall Not Release Test Torso	Did Not Release	Pass
	Dynamic Performance Dorsal D-ring (Head First)	Remain Suspended for ≥ 5 Minutes	5 Minutes	Pass
	Dynamic Performance Dorsal D-ring (Head First)	Angle at Rest $\leq 30^\circ$	5.7°	Pass
	Dynamic Performance Dorsal D-ring (Head First)	At Least One Fall Arrest Indicator Shall Be Deployed Visibly and Permanently	Visibly and Permanently Deployed	Pass

Conclusion

FallTech P/N 7029B meets the requirements of ANSI Z359.11-2014. 4.3.4

Report Signatories and Approval

Lab Quality Manager	Jay Sponholz 	Date	12/19/2016
Witnessed by	Luis Frausto 	Date	12/19/2016