

Declaration of Conformity

In Accordance with ANSI/ISEA 125-2014 and ANSI/ASSP Z359.7-2019



Alexander Andrew, Inc. 1306 S. Alameda St Compton, CA 90221 (800) 719-4619

Declaration #

B0917003b

Declaration Date

9.22.17

Tested Item #

7039

Additional Items Conforming Under this Declaration:

70392X

7039XL

7038QCS

7038QCM

7038QCL

7038QCXL

7038QC2X

Alexander Andrew, Inc. declares that the product(s) listed above is in conformity with the requirements of the following product standard(s):

ANSI Z359.11-2014

Conformity Assessment Method in accordance with ANSI/ISEA 125-2014

Level 1

Level 2

X

Level 3

Level 1: FallTech Lab
Outside the Scope of
ISO/IEC Standard 17025:2005

Level 2: FallTech Lab
Within the Scope of
ISO/IEC Standard 17025:2005

Level 3: Independent 3rd Party Lab
accredited to
ISO/IEC Standard 17025:2005

Supporting
Documentation

PC-1203

Authorized Signature

Name

Mark Sasaki

Title

Director of Engineering

Date

6.18.2019



International Accreditation Service, Inc
3060 Saturn St, Ste 100
Brea, CA 92821 +1 562-364-8201

FallTech Lab - TL-594
ISO/IEC 17025:2005
Alexander Andrew Inc dba FallTech

Declaration of Conformity

In Accordance with ANSI/ISEA 125-2014



Alexander Andrew, Inc. 1306 S. Alameda St Compton, CA 90221

Declaration #

B0917003a

Declaration Date

9.22.17

Tested Item #

7039

WeldTech 3D Standard Non-Belted FBH

Additional Items Conforming Under this Declaration:

70392X

7039XL

Alexander Andrew, Inc. declares that the product(s) listed above is in conformity with the requirements of the following performance standard(s):

ANSI Z359.11-2014

Conformity Assessment Method in accordance with ANSI/ISEA 125-2014

Level 1

Level 2

X

Level 3

Level 1: FallTech Lab
Outside the Scope of
ISO/IEC Standard 17025:2005

Level 2: FallTech Lab
Within the Scope of
ISO/IEC Standard 17025:2005

Level 3: Independent 3rd Party Lab
accredited to
ISO/IEC Standard 17025:2005

Supporting
Documentation

PC-1203

Authorized Signature

Name

Martin Barila

Title

VP of Operations

Date

2.13.18

Exova
3883 East Eagle Drive
Anaheim
California
USA
92807

T: +1 (714) 630-3003
F: +1 (714) 630-4443
E: sales@exova.com
W: www.exova.com



Testing. Advising. Assuring.

September 25, 2017

FallTech Testing Laboratory
1306 S. Alameda Street
Compton, CA 90221

Attention: Jay Sponholz
Quality Manager

Subject: **Attestation of Witnessing Testing**
Exova OCM Job # 371394-10
FallTech P.O.: OPEN
Report No.: PC-1203
Base Part No. 7039
Description: Full Body Harness

Dear Mr. Sponholz:

The purpose of this attestation is to attest to the fact that a representative of Exova OCM was on site at FallTech's facilities to confirm suitability of the equipment used, calibration status of the equipment and to witness testing performed by FallTech employees. Details of this visit are included below:



- Date of Testing:
 - September 21, 2017
- Exova OCM Test Witness:
 - 9/21/17 - Nolan Schatzle
- FallTech Test Operators:
 - Yesbet Sierra/Jay Sponholz
- Specification:


ANSI Z359. 11-2014 Sections: 4.3.5, 4.3.3, 4.3.4, 4.3.6, 4.3.7

- Equipment Calibration Interval
 - 1 year, except weights which are 5 years

Attached to this attestation is the test report generated by FallTech Testing Laboratory. Exova OCM test witness certifies the report accurately presents the testing performed on the samples identified.

Test Report #	Date	Base Part #	Description	Sample ID's	Results
PC-1203	9/21/17	7039	Full Body Harness	4027011	Pass
				4027017	
				4027004	
				4027013	
				4027012	
				4027009	
				4027014	
				4027006	
				4027002	
				4027003	
				4027010	
				4027005	
				4027001	
4027008					
4027000					

Test Witness Signature: Nolan Schatzle Technician Mechanical Laboratory	<i>(Signed for and on behalf of Exova-OCM)</i> 	
---	--	---

Approval Signature: Victor Mendez Production Manager	<i>(Signed for and on behalf of Exova-OCM)</i> 
---	--

This attestation shall not be reproduced except in full, without the written approval of Exova-OCM. The laboratory has witnessed the testing the material / items supplied by the client as sampled by the client. The testing is not within Exova OCM's L.A.B scope of testing and was not performed at Exova OCM.



FallTech Test Report

Test Report No.	PC-1203	Rpt. Date	9/22/2017	Rpt. Rev		Rev Date	
Report Prepared For	FallTech						
Initiated By	Dan Redden	Test Specification(s)	ANSI Z359.11-2014 4.3.5, 4.3.3, 4.3.4, 4.3.6, 4.3.7				
Part No.	7039	Part No. Revision	A				
Part Description	Full Body Harness						
Test Request No.	PC-1203	Date Complete	9/21/2017				
Test Operator(s)	Yesbet Sierra, Jay Sponholz						

Material/Sample Identification

Sample ID	Description
4027011	Full Body Harness
4027017	Full Body Harness
4027004	Full Body Harness
4027013	Full Body Harness
4027012	Full Body Harness
4027009	Full Body Harness
4027014	Full Body Harness
4027006	Full Body Harness
4027002	Full Body Harness
4027003	Full Body Harness
4027010	Full Body Harness
4027005	Full Body Harness
4027001	Full Body Harness
4027008	Full Body Harness
4027000	Full Body Harness



FallTech Test Report

Test Report No.	PC-1203	Rpt. Date	9/22/2017	Rpt. Rev		Rev Date	
Report Prepared For	FallTech						
Initiated By	Dan Redden	Test Specification(s)	ANSI Z359.11-2014 4.3.5, 4.3.3, 4.3.4, 4.3.6, 4.3.7				
Part No.	7039	Part No. Revision	A				
Part Description	Full Body Harness						
Test Request No.	PC-1203	Date Complete	9/21/2017				

Test Summary

Test Specification	Test Criteria	Test Result	Pass/Fail	
ANSI Z359.11-2014 4.3.5	Static Strength (Dorsal D-ring)	3600 Lbf \geq 1 Minute	3645.1 Lbf	Pass
	Static Strength (Dorsal D-ring)	Harness Shall Not Release Test Torso	Did Not Release	Pass
	Adjuster Slippage	Slippage \leq 1"	0.0"	Pass
	Tear Distance (Buckle)	Shall Not Tear a Distance > 1" or Adjacent Eyelet	Did Not Tear Through	Pass
	Tearing	Straps Shall Not Show Any Signs of Tearing	Did Not Tear	Pass
ANSI Z359.11-2014 4.3.5	Static Strength (Dorsal D-ring)	3600 Lbf \geq 1 Minute	3665.6 Lbf	Pass
	Static Strength (Dorsal D-ring)	Harness Shall Not Release Test Torso	Did Not Release	Pass
	Adjuster Slippage	Slippage \leq 1"	0.0"	Pass
	Tear Distance (Buckle)	Shall Not Tear a Distance > 1" or Adjacent Eyelet	Did Not Tear Through	Pass
	Tearing	Straps Shall Not Show Any Signs of Tearing	Did Not Tear	Pass
ANSI Z359.11-2014 4.3.5	Static Strength (Dorsal D-ring)	3600 Lbf \geq 1 Minute	3652.1 Lbf	Pass
	Static Strength (Dorsal D-ring)	Harness Shall Not Release Test Torso	Did Not Release	Pass
	Adjuster Slippage	Slippage \leq 1"	0.0"	Pass
	Tear Distance (Buckle)	Shall Not Tear a Distance > 1" or Adjacent Eyelet	Did Not Tear Through	Pass
	Tearing	Straps Shall Not Show Any Signs of Tearing	Did Not Tear	Pass



FallTech Test Report

Test Report No.	PC-1203	Rpt. Date	9/22/2017	Rpt. Rev		Rev Date	
Report Prepared For	FallTech						
Initiated By	Dan Redden	Test Specification(s)	ANSI Z359.11-2014 4.3.5, 4.3.3, 4.3.4, 4.3.6, 4.3.7				
Part No.	7039	Part No. Revision	A				
Part Description	Full Body Harness						
Test Request No.	PC-1203	Date Complete	9/21/2017				

Test Summary (Continued)

Test Specification	Test Criteria	Test Result	Pass/Fail	
ANSI Z359.11-2014 4.3.5	Static Strength (Hip D-ring)	3600 Lbf \geq 1 Minute	3660.7 Lbf	Pass
	Static Strength (Hip D-ring)	Harness Shall Not Release Test Torso	Did Not Release	Pass
	Adjuster Slippage	Slippage \leq 1"	0.0"	Pass
	Tear Distance (Buckle)	Shall Not Tear a Distance > 1" or Adjacent Eyelet	Did Not Tear Through	Pass
	Tearing	Straps Shall Not Show Any Signs of Tearing	Did Not Tear	Pass
ANSI Z359.11-2014 4.3.5	Static Strength (Hip D-ring)	3600 Lbf \geq 1 Minute	3645.4 Lbf	Pass
	Static Strength (Hip D-ring)	Harness Shall Not Release Test Torso	Did Not Release	Pass
	Adjuster Slippage	Slippage \leq 1"	0.0"	Pass
	Tear Distance (Buckle)	Shall Not Tear a Distance > 1" or Adjacent Eyelet	Did Not Tear Through	Pass
	Tearing	Straps Shall Not Show Any Signs of Tearing	Did Not Tear	Pass
ANSI Z359.11-2014 4.3.5	Static Strength (Hip D-ring)	3600 Lbf \geq 1 Minute	3659.5 Lbf	Pass
	Static Strength (Hip D-ring)	Harness Shall Not Release Test Torso	Did Not Release	Pass
	Adjuster Slippage	Slippage \leq 1"	0.0"	Pass
	Tear Distance (Buckle)	Shall Not Tear a Distance > 1" or Adjacent Eyelet	Did Not Tear Through	Pass
	Tearing	Straps Shall Not Show Any Signs of Tearing	Did Not Tear	Pass



FallTech Test Report

Test Report No.	PC-1203	Rpt. Date	9/22/2017	Rpt. Rev		Rev Date	
Report Prepared For	FallTech						
Initiated By	Dan Redden	Test Specification(s)	ANSI Z359.11-2014 4.3.5, 4.3.3, 4.3.4, 4.3.6, 4.3.7				
Part No.	7039	Part No. Revision	A				
Part Description	Full Body Harness						
Test Request No.	PC-1203	Date Complete	9/21/2017				

Test Summary (Continued)

Test Specification	Test Criteria	Test Result	Pass/Fail	
ANSI Z359.11-2014 4.3.3	Dynamic Performance Dorsal D-ring (Feet First)	Peak Impact Load ≥ 3600 Lbf	7109.3 Lbf	Pass
	Dynamic Performance Dorsal D-ring (Feet First)	Harness Shall Not Release Test Torso	Did Not Release	Pass
	Dynamic Performance Dorsal D-ring (Feet First)	Remain Suspended for ≥ 5 Minutes	5 Minutes	Pass
	Dynamic Performance Dorsal D-ring (Feet First)	Angle at Rest $\leq 30^\circ$	2.5°	Pass
	Dynamic Performance Dorsal D-ring (Feet First)	At Least One Fall Arrest Indicator Shall Deploy	Visibly and Permanently Deployed	Pass
	Dynamic Performance Dorsal D-ring (Feet First)	Harness Stretch Shall Not Exceed 18"	8.4"	Pass
ANSI Z359.11-2014 4.3.3	Dynamic Performance Dorsal D-ring (Feet First)	Peak Impact Load ≥ 3600 Lbf	6898.1 Lbf	Pass
	Dynamic Performance Dorsal D-ring (Feet First)	Harness Shall Not Release Test Torso	Did Not Release	Pass
	Dynamic Performance Dorsal D-ring (Feet First)	Remain Suspended for ≥ 5 Minutes	5 Minutes	Pass
	Dynamic Performance Dorsal D-ring (Feet First)	Angle at Rest $\leq 30^\circ$	2.6°	Pass
	Dynamic Performance Dorsal D-ring (Feet First)	At Least One Fall Arrest Indicator Shall Deploy	Visibly and Permanently Deployed	Pass
	Dynamic Performance Dorsal D-ring (Feet First)	Harness Stretch Shall Not Exceed 18"	7.2"	Pass
ANSI Z359.11-2014 4.3.3	Dynamic Performance Dorsal D-ring (Feet First)	Peak Impact Load ≥ 3600 Lbf	6664.4 Lbf	Pass
	Dynamic Performance Dorsal D-ring (Feet First)	Harness Shall Not Release Test Torso	Did Not Release	Pass
	Dynamic Performance Dorsal D-ring (Feet First)	Remain Suspended for ≥ 5 Minutes	5 Minutes	Pass
	Dynamic Performance Dorsal D-ring (Feet First)	Angle at Rest $\leq 30^\circ$	4.3°	Pass
	Dynamic Performance Dorsal D-ring (Feet First)	At Least One Fall Arrest Indicator Shall Deploy	Visibly and Permanently Deployed	Pass
	Dynamic Performance Dorsal D-ring (Feet First)	Harness Stretch Shall Not Exceed 18"	8.4"	Pass



FallTech Test Report

Test Report No.	PC-1203	Rpt. Date	9/22/2017	Rpt. Rev		Rev Date	
Report Prepared For	FallTech						
Initiated By	Dan Redden	Test Specification(s)	ANSI Z359.11-2014 4.3.5, 4.3.3, 4.3.4, 4.3.6, 4.3.7				
Part No.	7039	Part No. Revision	A				
Part Description	Full Body Harness						
Test Request No.	PC-1203	Date Complete	9/21/2017				

Test Summary (Continued)

Test Specification	Test Criteria		Test Result	Pass/Fail
ANSI Z359.11-2014 4.3.4	Dynamic Performance Dorsal D-ring (Head First)	Peak Impact Load ≥ 3,600 Lbf	3155.7 Lbf	*
	Dynamic Performance Dorsal D-ring (Head First)	Harness Shall Not Release Test Torso	Did Not Release	Pass
	Dynamic Performance Dorsal D-ring (Head First)	Remain Suspended for ≥ 5 Minutes	5 Minutes	Pass
	Dynamic Performance Dorsal D-ring (Head First)	Angle at Rest ≤ 30°	2.8°	Pass
	Dynamic Performance Dorsal D-ring (Head First)	At Least One Fall Arrest Indicator Shall Deploy	Visibly and Permanently Deployed	Pass
ANSI Z359.11-2014 4.3.4	Dynamic Performance Dorsal D-ring (Head First)	Peak Impact Load ≥ 3,600 Lbf	3605.6 Lbf	Pass
	Dynamic Performance Dorsal D-ring (Head First)	Harness Shall Not Release Test Torso	Did Not Release	Pass
	Dynamic Performance Dorsal D-ring (Head First)	Remain Suspended for ≥ 5 Minutes	5 Minutes	Pass
	Dynamic Performance Dorsal D-ring (Head First)	Angle at Rest ≤ 30°	7.6°	Pass
	Dynamic Performance Dorsal D-ring (Head First)	At Least One Fall Arrest Indicator Shall Deploy	Visibly and Permanently Deployed	Pass
ANSI Z359.11-2014 4.3.4	Dynamic Performance Dorsal D-ring (Head First)	Peak Impact Load ≥ 3,600 Lbf	3493.4 Lbf	Pass
	Dynamic Performance Dorsal D-ring (Head First)	Harness Shall Not Release Test Torso	Did Not Release	Pass
	Dynamic Performance Dorsal D-ring (Head First)	Remain Suspended for ≥ 5 Minutes	5 Minutes	Pass
	Dynamic Performance Dorsal D-ring (Head First)	Angle at Rest ≤ 30°	28.0°	Pass
	Dynamic Performance Dorsal D-ring (Head First)	At Least One Fall Arrest Indicator Shall Deploy	Visibly and Permanently Deployed	Pass



FallTech Test Report

Test Report No.	PC-1203	Rpt. Date	9/22/2017	Rpt. Rev		Rev Date	
Report Prepared For	FallTech						
Initiated By	Dan Redden	Test Specification(s)	ANSI Z359.11-2014 4.3.5, 4.3.3, 4.3.4, 4.3.6, 4.3.7				
Part No.	7039	Part No. Revision	A				
Part Description	Full Body Harness						
Test Request No.	PC-1203	Date Complete	9/21/2017				

Test Summary (Continued)

Test Specification	Test Criteria	Test Result	Pass/Fail	
ANSI Z359.11-2014 4.3.6	Fall Arrest Indicator Test (Doral D-ring)	At Least One Fall Arrest Indicator Shall Deploy	Visibly and Permanently Deployed	Pass
ANSI Z359.11-2014 4.3.6	Fall Arrest Indicator Test (Doral D-ring)	At Least One Fall Arrest Indicator Shall Deploy	Visibly and Permanently Deployed	Pass
ANSI Z359.11-2014 4.3.6	Fall Arrest Indicator Test (Doral D-ring)	At Least One Fall Arrest Indicator Shall Deploy	Visibly and Permanently Deployed	Pass
ANSI Z359.11-2014 4.3.7	Lanyard Parking Attachment Element	Disengagement Load ≤ 120 Lbf	Previously Tested and Passed under PC-0722	Pass



Conclusion

Based upon the samples provided to the Lab:
 FallTech P/N 7039 Rev. A meets the requirements of ANSI Z359.11-2014.

Test Exceptions

* Harness has been dynamically tested and subjected to forces of 5,000 Lbs. or more. Energy absorbing properties inherent to the harness prevented residual force readings equal to or greater than the 3,600 Lbs. required by the standard.

Report Signatories and Approval

Lab Quality Manager		Date	9/22/2017
Witnessed by	Nolan Schatzle 	Date	9-25-17

