

Declaration of Conformity

In Accordance with ANSI/ISEA 125-2014 and ANSI/ASSP Z359.7-2019



Alexander Andrew, Inc. 1306 S. Alameda St Compton, CA 90221 (800) 719-4619

Declaration # B0915048g

Declaration Date 9.23.15

Tested Item # **7047BFDM ArcFlash Standard Non-Belted FBH 3D+FD**

Additional Items Conforming Under this Declaration:

7047BFDS 7047BFDL 7047BFDXL 7047FDXL 7047BFD3X
7047FDS 7047FDM 7047FDL 7047BFD2X 7047BFD4X

Alexander Andrew, Inc. declares that the product(s) listed above is in conformity with the requirements of the following product standard(s):

ANSI Z359.11-2014 and ASTM F887-13

Conformity Assessment Method in accordance with ANSI/ISEA 125-2014

Level 1

Level 2

Level 3

Level 1: FallTech Lab
Outside the Scope of
ISO/IEC Standard 17025:2005

Level 2: FallTech Lab
Within the Scope of
ISO/IEC Standard 17025:2005

Level 3: Independent 3rd Party Lab
accredited to
ISO/IEC Standard 17025:2005

Supporting Documentation PC-0761 K-418809-1509H12-R00 PC-0761HF

Authorized Signature

Name Mark Sasaki

Title Director of Engineering

Date 3.5.20



International Accreditation Service, Inc
3060 Saturn St, Ste 100
Brea, CA 92821 +1 562-364-8201

FallTech Lab - TL-594
ISO/IEC 17025:2005
Alexander Andrew Inc dba FallTech

FallTech Test Report					
Test Report Number	PC-0761	Date	11/19/2015	Rev	Rev Date
Report Prepared For	FallTech				
Initiated By	Dan Redden	Test Specification	ANSI Z359.11-2014	4.3.5, 4.3.3, 4.3.6, 4.3.7	
Base Part #	7047BFD	Description	Full Body Harness		
Proposed Part #	N/A	Built By Whom	Production	BOM No	
Test Request #	PC-0761	Date Received	7/27/2015	Date Complete	11/17/2015
Test Operator	Yesbet Sierra	Test Operator	Jay Sponholz		

Material/Sample Identification	
Sample ID	Description
2613347	Full Body Harness
2613360	Full Body Harness
2613358	Full Body Harness
2613370	Full Body Harness
2613368	Full Body Harness
F4	Full Body Harness
2613369	Full Body Harness
2613367	Full Body Harness
2613351	Full Body Harness
3613363	Full Body Harness
2613356	Full Body Harness
2613359	Full Body Harness
2613348	Full Body Harness
2613366	Full Body Harness
F3	Full Body Harness
2613365	Full Body Harness
2613354	Full Body Harness
2613352	Full Body Harness
2613361	Full Body Harness
2613355	Full Body Harness
2613350	Full Body Harness
F5	Full Body Harness
F6	Full Body Harness
F7	Full Body Harness

This laboratory is accredited in accordance with the recognized International Standard ISO/IEC 17025:2005. This accreditation demonstrates technical competence for a defined scope and the operation of a laboratory quality management system (refer to the joint ISO-ILAC-IAF Communique dated January 2009).

FallTech Testing Laboratory allows for a +/- 5% tolerance on dynamic performance and static strength test results.

FallTech Test Report

Test Report Number	PC-0761	Date	11/19/2015	Rev		Rev Date	
Report Prepared For	FallTech						
Initiated By	Dan Redden	Test Specification	ANSI Z359.11-2014	4.3.5, 4.3.3, 4.3.6, 4.3.7			
Base Part #	7047BFD	Description	Full Body Harness				
Proposed Part #	N/A	Built By Whom	Production	BOM	No		
Test Request #	PC-0761	Date Received	7/27/2015	Date Complete	11/17/2015		

Test Summary

Test Specification	Test Criteria	Test Result	Pass/Fail	
ANSI Z359.11-2014 4.3.5	Static Strength (Dorsal D-ring)	3,600 Lbf \geq 1 Minute	3634.6 Lbf	Pass
	Static Strength (Dorsal D-ring)	Harness Shall Not Release Test Torso	Did Not Release	Pass
	Adjuster Slippage	Slippage \leq 1"	.547"	Pass
	Tear Distance	Shall Not Tear a Distance Greater Than to Adjacent Eyelet	Did Not Tear Through	Pass
	Tearing	Straps Shall Not Show Any Signs of Tearing	Did Not Tear	Pass
ANSI Z359.11-2014 4.3.5	Static Strength (Dorsal D-ring)	3,600 Lbf \geq 1 Minute	3631.7 Lbf	Pass
	Static Strength (Dorsal D-ring)	Harness Shall Not Release Test Torso	Did Not Release	Pass
	Adjuster Slippage	Slippage \leq 1"	0.507"	Pass
	Tear Distance	Shall Not Tear a Distance Greater Than to Adjacent Eyelet	Did Not Tear Through	Pass
	Tearing	Straps Shall Not Show Any Signs of Tearing	Did Not Tear	Pass
ANSI Z359.11-2014 4.3.5	Static Strength (Dorsal D-ring)	3,600 Lbf \geq 1 Minute	3632.8 Lbf	Pass
	Static Strength (Dorsal D-ring)	Harness Shall Not Release Test Torso	Did Not Release	Pass
	Adjuster Slippage	Slippage \leq 1"	.4235"	Pass
	Tear Distance	Shall Not Tear a Distance Greater Than to Adjacent Eyelet	Did Not Tear Through	Pass
	Tearing	Straps Shall Not Show Any Signs of Tearing	Did Not Tear	Pass
ANSI Z359.11-2014 4.3.5	Static Strength (Sternal D-ring)	3,600 Lbf \geq 1 Minute	3648.2 Lbf	Pass
	Static Strength (Sternal D-ring)	Harness Shall Not Release Test Torso	Did Not Release	Pass
	Adjuster Slippage	Slippage \leq 1"	0.0"	Pass
	Tear Distance	Shall Not Tear a Distance Greater Than to Adjacent Eyelet	Did Not Tear Through	Pass
	Tearing	Straps Shall Not Show Any Signs of Tearing	Did Not Tear	Pass
ANSI Z359.11-2014 4.3.5	Static Strength (Sternal D-ring)	3,600 Lbf \geq 1 Minute	3688.4 Lbf	Pass
	Static Strength (Sternal D-ring)	Harness Shall Not Release Test Torso	Did Not Release	Pass
	Adjuster Slippage	Slippage \leq 1"	.2135"	Pass
	Tear Distance	Shall Not Tear a Distance Greater Than to Adjacent Eyelet	Did Not Tear Through	Pass
	Tearing	Straps Shall Not Show Any Signs of Tearing	Did Not Tear	Pass
ANSI Z359.11-2014 4.3.5	Static Strength (Sternal D-ring)	3,600 Lbf \geq 1 Minute	3643.4 Lbf	Pass
	Static Strength (Sternal D-ring)	Harness Shall Not Release Test Torso	Did Not Release	Pass
	Adjuster Slippage	Slippage \leq 1"	.4205"	Pass
	Tear Distance	Shall Not Tear a Distance Greater Than to Adjacent Eyelet	Did Not Tear Through	Pass
	Tearing	Straps Shall Not Show Any Signs of Tearing	Did Not Tear	Pass

This laboratory is accredited in accordance with the recognized International Standard ISO/IEC 17025:2005. This accreditation demonstrates technical competence for a defined scope and the operation of a laboratory quality management system (refer to the joint ISO-ILAC-IAF Communique dated January 2009).

FallTech Testing Laboratory allows for a +/- 5% tolerance on dynamic performance and static strength test results.

FallTech Test Report					
Test Report Number	PC-0761	Date	11/19/2015	Rev	
Report Prepared For	FallTech	Rev Date			
Initiated By	Dan Redden	Test Specification	ANSI Z359.11-2014	4.3.5, 4.3.3, 4.3.6, 4.3.7	
Base Part #	7047BFD	Description	Full Body Harness		
Proposed Part #	N/A	Built By Whom	Production	BOM	No
Test Request #	PC-0761	Date Received	7/27/2015	Date Complete	11/17/2015
ANSI Z359.11-2014 4.3.5	Static Strength (Hip D-rings)	3,600 Lbf ≥ 1 Minute	3657.7 Lbf		Pass
	Static Strength (Hip D-rings)	Harness Shall Not Release Test Torso	Did Not Release		Pass
	Adjuster Slippage	Slippage ≤ 1"	0.1355"		Pass
	Tear Distance	Shall Not Tear a Distance Greater Than to Adjacent Eyelet	Did Not Tear Through		Pass
	Tearing	Straps Shall Not Show Any Signs of Tearing	Did Not Tear		Pass
ANSI Z359.11-2014 4.3.5	Static Strength (Hip D-rings)	3,600 Lbf ≥ 1 Minute	3680.5 Lbf		Pass
	Static Strength (Hip D-rings)	Harness Shall Not Release Test Torso	Did Not Release		Pass
	Adjuster Slippage	Slippage ≤ 1"	0.0"		Pass
	Tear Distance	Shall Not Tear a Distance Greater Than to Adjacent Eyelet	Did Not Tear Through		Pass
	Tearing	Straps Shall Not Show Any Signs of Tearing	Did Not Tear		Pass
ANSI Z359.11-2014 4.3.5	Static Strength (Hip D-rings)	3,600 Lbf ≥ 1 Minute	3652.2 Lbf		Pass
	Static Strength (Hip D-rings)	Harness Shall Not Release Test Torso	Did Not Release		Pass
	Adjuster Slippage	Slippage ≤ 1"	0.0 "		Pass
	Tear Distance	Shall Not Tear a Distance Greater Than to Adjacent Eyelet	Did Not Tear Through		Pass
	Tearing	Straps Shall Not Show Any Signs of Tearing	Did Not Tear		Pass
ANSI Z359.11-2014 4.3.3	Dynamic Performance Dorsal D-ring (Feet First)	Peak Impact Load ≥ 3,600 Lbf	7099.4 Lbf		Pass
	Dynamic Performance Dorsal D-ring (Feet First)	Harness Shall Not Release Test Torso	Did Not Release		Pass
	Dynamic Performance Dorsal D-ring (Feet First)	Remain Suspended for ≥ 5 Minutes	5 Minutes		Pass
	Dynamic Performance Dorsal D-ring (Feet First)	Angle at Rest ≤ 30°	.85°		Pass
	Dynamic Performance Dorsal D-ring (Feet First)	At Least One Fall Arrest Indicator Shall Be Deployed Visibly and Permanently	Visibly and Permanently Deployed		Pass
	Dynamic Performance Dorsal D-ring (Feet First)	Harness Stretch Shall Not Exceed ≤ 18"	11.88"		Pass
	Dynamic Performance Dorsal D-ring (Feet First)	Peak Impact Load ≥ 3,600 Lbf	7379.1 Lbf		Pass
	Dynamic Performance Dorsal D-ring (Feet First)	Harness Shall Not Release Test Torso	Did Not Release		Pass
ANSI Z359.11-2014 4.3.3	Dynamic Performance Dorsal D-ring (Feet First)	Remain Suspended for ≥ 5 Minutes	5 Minutes		Pass
	Dynamic Performance Dorsal D-ring (Feet First)	Angle at Rest ≤ 30°	4.2°		Pass
	Dynamic Performance Dorsal D-ring (Feet First)	At Least One Fall Arrest Indicator Shall Be Deployed Visibly and Permanently	Visibly and Permanently Deployed		Pass
	Dynamic Performance Dorsal D-ring (Feet First)	Harness Stretch Shall Not Exceed ≤ 18"	8.52"		Pass
	Dynamic Performance Dorsal D-ring (Feet First)	Peak Impact Load ≥ 3,600 Lbf	5565.1 Lbf		Pass
	Dynamic Performance Dorsal D-ring (Feet First)	Harness Shall Not Release Test Torso	Did Not Release		Pass
	Dynamic Performance Dorsal D-ring (Feet First)	Remain Suspended for ≥ 5 Minutes	5 Minutes		Pass
	Dynamic Performance Dorsal D-ring (Feet First)	Angle at Rest ≤ 30°	10.9°		Pass
ANSI Z359.11-2014 4.3.3	Dynamic Performance Dorsal D-ring (Feet First)	At Least One Fall Arrest Indicator Shall Be Deployed Visibly and Permanently	Visibly and Permanently Deployed		Pass
	Dynamic Performance Dorsal D-ring (Feet First)	Harness Stretch Shall Not Exceed ≤ 18"	9.72"		Pass

This laboratory is accredited in accordance with the recognized International Standard ISO/IEC 17025:2005. This accreditation demonstrates technical competence for a defined scope and the operation of a laboratory quality management system (refer to the joint ISO-ILAC-IAF Communique dated January 2009).

FallTech Testing Laboratory allows for a +/- 5% tolerance on dynamic performance and static strength test results.

FallTech Test Report						
Test Report Number	PC-0761	Date	11/19/2015	Rev		
Report Prepared For	FallTech	Rev Date				
Initiated By	Dan Redden	Test Specification	ANSI Z359.11-2014	4.3.5, 4.3.3, 4.3.6, 4.3.7		
Base Part #	7047BFD	Description	Full Body Harness			
Proposed Part #	N/A	Built By Whom	Production	BOM No		
Test Request #	PC-0761	Date Received	7/27/2015	Date Complete	11/17/2015	
ANSI Z359.11-2014 4.3.3	Dynamic Performance Sternal D-ring (Feet First)	Peak Impact Load $\geq 3,600$ Lbf	3654.8 Lbf	Pass		
	Dynamic Performance Sternal D-ring (Feet First)	Harness Shall Not Release Test Torso	Did Not Release	Pass		
	Dynamic Performance Sternal D-ring (Feet First)	Remain Suspended for ≥ 5 Minutes	5 Minutes	Pass		
	Dynamic Performance Sternal D-ring (Feet First)	Angle at Rest $\leq 50^\circ$	28.1°	Pass		
	Dynamic Performance Sternal D-ring (Feet First)	At Least One Fall Arrest Indicator Shall Be Deployed Visibly and Permanently	Visibly and Permanently Deployed	Pass		
	Dynamic Performance Sternal D-ring (Feet First)	Harness Stretch Shall Not Exceed $\leq 18"$	14.28"	Pass		
	ANSI Z359.11-2014 4.3.3	Dynamic Performance Sternal D-ring (Feet First)	Peak Impact Load $\geq 3,600$ Lbf	3837.2 Lbf	Pass	
		Dynamic Performance Sternal D-ring (Feet First)	Harness Shall Not Release Test Torso	Did Not Release	Pass	
Dynamic Performance Sternal D-ring (Feet First)		Remain Suspended for ≥ 5 Minutes	5 Minutes	Pass		
Dynamic Performance Sternal D-ring (Feet First)		Angle at Rest $\leq 50^\circ$	27.4°	Pass		
Dynamic Performance Sternal D-ring (Feet First)		At Least One Fall Arrest Indicator Shall Be Deployed Visibly and Permanently	Visibly and Permanently Deployed	Pass		
Dynamic Performance Sternal D-ring (Feet First)		Harness Stretch Shall Not Exceed $\leq 18"$	12.0"	Pass		
ANSI Z359.11-2014 4.3.3		Dynamic Performance Sternal D-ring (Feet First)	Peak Impact Load $\geq 3,600$ Lbf	4050.7 Lbf	Pass	
		Dynamic Performance Sternal D-ring (Feet First)	Harness Shall Not Release Test Torso	Did Not Release	Pass	
	Dynamic Performance Sternal D-ring (Feet First)	Remain Suspended for ≥ 5 Minutes	5 Minutes	Pass		
	Dynamic Performance Sternal D-ring (Feet First)	Angle at Rest $\leq 50^\circ$	20.55°	Pass		
	Dynamic Performance Sternal D-ring (Feet First)	At Least One Fall Arrest Indicator Shall Be Deployed Visibly and Permanently	Visibly and Permanently Deployed	Pass		
	Dynamic Performance Sternal D-ring (Feet First)	Harness Stretch Shall Not Exceed $\leq 18"$	10.44"	Pass		

This laboratory is accredited in accordance with the recognized International Standard ISO/IEC 17025:2005. This accreditation demonstrates technical competence for a defined scope and the operation of a laboratory quality management system (refer to the joint ISO-ILAC-IAF Communique dated January 2009).



FallTech Testing Laboratory allows for a +/- 5% tolerance on dynamic performance and static strength test results.

FallTech Test Report					
Test Report Number	PC-0761		Date	11/19/2015	
Report Prepared For	FallTech				
Initiated By	Dan Redden		Test Specification	ANSI Z359.11-2014 4.3.5, 4.3.3, 4.3.6, 4.3.7	
Base Part #	7047BFD		Description	Full Body Harness	
Proposed Part #	N/A		Built By Whom	Production	
Test Request #	PC-0761		Date Received	7/27/2015	
				BOM	No
				Date Complete	11/17/2015
ANSI Z359.11-2014 4.3.6	Fall Arrest Indicator Test D-ring	Dorsal	At Least One Fall Arrest Indicator Shall Be Deployed Visibly and Permanently	Visibly and Permanently Deployed	Pass
ANSI Z359.11-2014 4.3.6	Fall Arrest Indicator Test Dorsal D-ring		At Least One Fall Arrest Indicator Shall Be Deployed Visibly and Permanently	Visibly and Permanently Deployed	Pass
ANSI Z359.11-2014 4.3.6	Fall Arrest Indicator Test D-ring	Dorsal	At Least One Fall Arrest Indicator Shall Be Deployed Visibly and Permanently	Visibly and Permanently Deployed	Pass
ANSI Z359.11-2014 4.3.6	Fall Arrest Indicator Test Sternal D-ring		At Least One Fall Arrest Indicator Shall Be Deployed Visibly and Permanently	Visibly and Permanently Deployed	Pass
ANSI Z359.11-2014 4.3.6	Fall Arrest Indicator Test Sternal D-ring		At Least One Fall Arrest Indicator Shall Be Deployed Visibly and Permanently	Visibly and Permanently Deployed	Pass
ANSI Z359.11-2014 4.3.6	Fall Arrest Indicator Test Sternal D-ring		At Least One Fall Arrest Indicator Shall Be Deployed Visibly and Permanently	Visibly and Permanently Deployed	Pass
ANSI Z359.11-2014 4.3.7	Lanyard Parking Attachment Element		Disengagement load \leq 120 Lbf	102.9 Lbf	Pass
ANSI Z359.11-2014 4.3.7	Lanyard Parking Attachment Element		Disengagement load \leq 120 Lbf	70.3 Lbf	Pass
ANSI Z359.11-2014 4.3.7	Lanyard Parking Attachment Element		Disengagement load \leq 120 Lbf	67.0 Lbf	Pass

Conclusion

FallTech P/N 7047BFD meets the requirements of ANSI Z359.11-2014

Report Signatories and Approval

Lab Quality Manager		Date	11/19/2015
Witnessed by		Date	11-19-15



This laboratory is accredited in accordance with the recognized international Standard ISO/IEC 17025:2005. This accreditation demonstrates technical competence for a defined scope and the operation of a laboratory quality management system (refer to the joint ISO-ILAC-IAF Communique dated January 2009).
FallTech Testing Laboratory allows for a +/- 5% tolerance on dynamic performance and static strength test results.



Test Performed for
ArcWear.com
Louisville, KY 40223
www.ArcWear.com

Personal Climbing Equipment provided by
FallTech
1306 S Alameda St
Compton, CA 90221
800.719.4619

7047BFDM, Full Body Harness

ASTM F887-13 Standard Specifications for Personal Climbing Equipment
Section 22, Electric Arc Performance Evaluation

Kinectrics Inc. Report No.: K-418809-1509H12-R00

Item received: September 23, 2015

Test Date: September 23, 2015

Client representative: Hugh Hoagland
ArcWear

Digitally signed by Hugh
Hoagland
Date: 2015.10.22 11:13:50
-04'00'

Prepared by: Andrew Haines
Technologist
Kinectrics Inc

Date: 2015.10.22
17:31:57 -04'00'

Approved by: Claude Maurice
Laboratory Manager, HCL
Kinectrics Inc

2015.10.26
12:40:13 -04'00'

Kinectrics Inc takes reasonable steps to ensure that all work performed shall meet the industry standards as set out in Kinectrics Inc.'s Quality Manual, and that all reports shall be reasonably free of errors, inaccuracies or omissions. KINETRICS INC. DOES NOT MAKE ANY WARRANTY OR REPRESENTATION WHATSOEVER, EXPRESS OR IMPLIED, WITH RESPECT TO THE MERCHANTABILITY OR FITNESS FOR ANY PARTICULAR PURPOSE OF ANY INFORMATION CONTAINED IN THIS REPORT OR THE RESPECTIVE WORKS OR SERVICES SUPPLIED OR PERFORMED BY KINETRICS INC. Kinectrics Inc. does not accept any liability for any damages, either directly, consequentially or otherwise resulting from the use of this report.

Note about this report

- The test performed does not apply to electrical contact or electrical shock hazard
- The test result is applicable only to the Test Item, other material or color may have a different response.
- The findings of this report are based on the current test method as described in the Reference Standard
- It is assumed that the information supplied by the client was valid and complete

Electric Arc Exposure Test Report

Test Description

Harnesses- The test program requires the specimens be placed on mannequins as normally worn. A minimum of six samples are tested, three samples with the front facing the arc and three samples with the back side toward the arc. The mannequin is positioned as to have the arc centered on the chest for front facing exposure and centered on the fall arrest attachment for the back facing exposure.

Harness accessories, loops etc. - Three specimens of each accessory or loop are required to be exposed to the arc. These may be attached webbing or other suitable means to allow the item to be held against the mannequin or panel at a distance of 30.5 cm (12 inches).

Shock Absorbing Lanyard - Three specimens of each lanyard are required to be exposed to the arc. These are placed over the shoulder and held against the mannequin or panel at a distance of 30.5 cm (12 inches). Several lanyards may be tested at one time on the same mannequin.

Test Requirements

The test standard requires that the finished personal climbing equipment be exposed to a level of 40 ± 5 cal/cm². In the case where the arc exposure is out of range of the standard, extra samples may be performed if available. There shall be no ignition of any component, no greater than 5 seconds afterflame and no melting and dripping of any materials.

As proof of performance following the arc exposure, the exposed test specimens shall be subjected to a drop test per ANSI Z359.1 or Z349.13 as applicable. This shall be done as soon as practically possible. ArcWear has arranged to have the test items returned to the client or other laboratory to perform the drop test.

Results and Observations

The following test data was recorded for each trial:

- Arc exposure electrical conditions: arc trial number, RMS arc current, arc voltage, arc duration, energy dissipated in arc, plots of arc current and arc voltage
- Average incident energy from monitors.
- Photographs of exposed samples before and after exposure
- Video recording during and immediately after the exposure to record after-flame
- Examination of the samples after the test for evidence of ignition, melting and dripping or any other material problems.

The essential test data and test results with a representative photograph of the samples are presented in the following pages. The observations are performed by a qualified observer that has knowledge of behavior of materials in an arc exposure and in depth knowledge of arc testing specifications and requirements.

Quality Management

The arc testing performed to the above mentioned Standard is accredited by the Standards Council of Canada (SCC) to conform to the requirements of CAN-P-4E (ISO/IEC 17025:2005). Accreditation by the Standards Council of Canada (SCC) is a mark of competence and reliability recognized throughout the world.

Sample description: Full Body Harness
Sample identification: 7047BFDM
Material of webbing: Nomex

Trial # 15-6257		
Mannequin	A – front exposure	B – back exposure
Item Serial #	N/A	N/A
Ei, cal/cm ²	45.2	41.1
Afterflame	1	1
Ignition	N	N
Melting and dripping	N	N
Comment	Pass	Pass
Trial # 15-6258		
Mannequin	A – front exposure	B – back exposure
Item Serial #	N/A	N/A
Ei, cal/cm ²	43.3	39.5
Afterflame	3	1.5
Ignition	N	N
Melting and dripping	N	N
Comment	Pass	Pass
Trial # 15-6259		
Mannequin	A – front exposure	B – back exposure
Item Serial #	N/A	N/A
Ei, cal/cm ²	45.7	40.4
Afterflame	1.0	1.0
Ignition	N	N
Melting and dripping	N	N
Comment	Pass	Pass

Conclusions

The 7047BFDM Full Body Harness has met the no melting, no dripping, no ignition criteria of ASTM F887-13 section 22.8. In order to satisfy the Electric Arc Performance requirements in accordance with section 22 of the standard, the test specimens must pass the specified drop test following arc exposure.



Element Materials Technology
3883 East Eagle Drive,
Anaheim, CA 92807

T: 714 630-3003
F: 714 630-4443
info.anaheim@element.com
element.com

April 16, 2018

FallTech Testing Laboratory
1306 S. Alameda Street
Compton, CA 90221

Attention: Jay Sponholz
Quality Manager

Subject: **Attestation of Witnessing Testing**

Element Job # 380472-3

FallTech P.O.: OPEN

Report No.: PC-0761 HF

Base Part No. 7047BFD

Description: Full Body Harness

Dear Mr. Sponholz:

The purpose of this attestation is to attest to the fact that a representative of Element was on site at FallTech's facilities to confirm suitability of the equipment used, calibration status of the equipment and to witness testing performed by FallTech employees. Details of this visit are included below:



- Date of Testing:
 - April 12, 2018
- Element Test Witness:
 - 4/12/2018 – Kevin Ton
- FallTech Test Operators:
 - Yesbet Sierra/Jay Sponholz
- Specification:

ANSI Z359.11-2014 Sections: 4.3.4

- Equipment Calibration Interval
 - 1 year, except weights which are 5 years

Attached to this attestation is the test report generated by FallTech Testing Laboratory. Element test witness certifies the report accurately presents the testing performed on the samples identified.

Test Report #	Date	Base Part #	Description	Sample ID's	Results
PC-0761 HF	4/12/2018	7047BFD	Full Body Harness	HF1 HF2 HF3	Pass

Test Witness Signature:	(Signed for and on behalf of Element)
Kevin Ton	 

This attestation shall not be reproduced except in full, without the written approval of Element-Anaheim. The laboratory has witnessed the testing the material / items supplied by the client as sampled by the client. The testing is not within Element-Anaheim's L.A.B scope of testing and was not performed at Element-Anaheim.



FallTech Test Report

Test Report No.	PC-0761 HF	Rpt. Date	4/16/2018	Rpt. Rev		Rev Date	
Report Prepared For	FallTech						
Initiated By	Dan Redden	Test Specification(s)		ANSI Z359.11-2014; 4.3.4			
Part No.	7047BFD	Part No. Revision			A		
Part Description	Full Body Harness						
Test Request No.	PC-0761 HF	Date Complete			4/12/2018		
Test Operator(s)	Yesbet Sierra / Jay Sponholz						

Material/Sample Identification

Sample ID	Description
HF1	Full Body Harness
HF2	Full Body Harness
HF3	Full Body Harness

Test Summary

Test Specification	Test Criteria		Test Result	Pass/Fail
ANSI Z359.11-2014 4.3.4	Dynamic Performance Dorsal D-ring (Head First)	Peak Impact Load ≥ 3,600 Lbf	6916.0 Lbf	Pass
	Dynamic Performance Dorsal D-ring (Head First)	Harness Shall Not Release Test Torso	Did Not Release	Pass
	Dynamic Performance Dorsal D-ring (Head First)	Remain Suspended for ≥ 5 Minutes	5 Minutes	Pass
	Dynamic Performance Dorsal D-ring (Head First)	Angle at Rest ≤ 30°	11.8°	Pass
	Dynamic Performance Dorsal D-ring (Head First)	At Least One Fall Arrest Indicator Shall Be Deployed Visibly and Permanently	Visibly and Permanently Deployed	Pass
ANSI Z359.11-2014 4.3.4	Dynamic Performance Dorsal D-ring (Head First)	Peak Impact Load ≥ 3,600 Lbf	6635.6 Lbf	Pass
	Dynamic Performance Dorsal D-ring (Head First)	Harness Shall Not Release Test Torso	Did Not Release	Pass
	Dynamic Performance Dorsal D-ring (Head First)	Remain Suspended for ≥ 5 Minutes	5 Minutes	Pass
	Dynamic Performance Dorsal D-ring (Head First)	Angle at Rest ≤ 30°	1.7°	Pass
	Dynamic Performance Dorsal D-ring (Head First)	At Least One Fall Arrest Indicator Shall Be Deployed Visibly and Permanently	Visibly and Permanently Deployed	Pass

FallTech Test Report

Test Report No.	PC-0761 HF	Rpt. Date	4/16/2018	Rpt. Rev		Rev Date	
Report Prepared For	FallTech						
Initiated By	Dan Redden	Test Specification(s)	ANSI Z359.11-2014; 4.3.4				
Part No.	7047BFD	Part No. Revision	A				
Part Description	Full Body Harness						
Test Request No.	PC-0761 HF	Date Complete	4/12/2018				

Test Summary (Continued)

Test Specification	Test Criteria		Test Result	Pass/Fail
ANSI Z359.11-2014 4.3.4	Dynamic Performance Dorsal D-ring (Head First)	Peak Impact Load ≥ 3,600 Lbf	3320.1 Lbf	*
	Dynamic Performance Dorsal D-ring (Head First)	Harness Shall Not Release Test Torso	Did Not Release	Pass
	Dynamic Performance Dorsal D-ring (Head First)	Remain Suspended for ≥ 5 Minutes	5 Minutes	Pass
	Dynamic Performance Dorsal D-ring (Head First)	Angle at Rest ≤ 30°	10.5°	Pass
	Dynamic Performance Dorsal D-ring (Head First)	At Least One Fall Arrest Indicator Shall Be Deployed Visibly and Permanently	Visibly and Permanently Deployed	Pass



Conclusion

Based upon the samples provided to the Lab:
 FallTech P/N 7047BFD Rev. A meets the requirements of ANSI Z359.11-2014. 4.3.4

Test Exceptions

* Harness has been dynamically tested and subjected to forces of 5,000 Lbs. or more. Energy absorbing properties inherent to the harness prevented residual force readings equal to or greater than the 3,600 Lbs. required by the standard.

Report Signatories and Approval

Lab Quality Manager	Jay Sponholz 	Date	4/16/2018
Witnessed by	Kevin Ton 	Date	4/16/2018

