

# Declaration of Conformity

In Accordance with ANSI/ISEA 125-2014



Alexander Andrew, Inc. 1306 S. Alameda St Compton, CA 90221

Declaration #

B0516072a

Declaration Date

5.6.16

Tested Item #

7023QC

Journeyman 3D Standard Non-Belted FBH

Additional Items Conforming Under this Declaration:

7021QC 7021QCXL 7021QC2X3X

Alexander Andrew, Inc. declares that the product(s) listed above is in conformity with the requirements of the following performance standard(s):

ANSI Z359.11-2014

Conformity Assessment Method in accordance with ANSI/ISEA 125-2014

Level 1

Level 2

Level 3

**Level 1:** FallTech Lab  
Outside the Scope of  
ISO/IEC Standard 17025:2005

**Level 2:** FallTech Lab  
Within the Scope of  
ISO/IEC Standard 17025:2005

**Level 3:** Independent 3rd Party Lab  
accredited to  
ISO/IEC Standard 17025:2005

Supporting  
Documentation

PC-0869

PC-0869HF

Authorized Signature

Name

Dustin Hawkins

Title

VP Business Development

Date

3.6.17

Exova  
3883 East Eagle Drive  
Anaheim  
California  
USA  
92807

T: +1 (714) 630-3003  
F: +1 (714) 630-4443  
E: sales@exova.com  
W: www.exova.com



Testing. Advising. Assuring.

May 26, 2016

FallTech Testing Laboratory  
1306 S. Alameda Street  
Compton, CA 90221

Attention: Jay Sponholz  
Quality Manager

Subject: **Attestation of Witnessing Testing**  
**Exova OCM Job # 360692-2**  
**FallTech P.O.: OPEN**  
**Report No.: PC-0869**  
**Base Part No. 7023QC**  
**Description: Full Body Harness**

Dear Mr. Sponholz:



The purpose of this attestation is to attest to the fact that a representative of Exova OCM was on site at FallTech's facilities to confirm suitability of the equipment used, calibration status of the equipment and to witness testing performed by FallTech employees. Details of this visit are included below:

- Date of Testing:
  - 4 May 2016
- Exova OCM Test Witness:
  - Robert Fortner
- FallTech Test Operators:
  - Yesbet Sierra and Jay Sponholz
- Specification:
  - ANSI Z359.11-2014 Sections 4.3.3, 4.3.5, 4.3.6, 4.3.7
- Equipment Calibration Interval
  - 1 year, except weights which are 5 years

Attached to this attestation is the test report generated by FallTech Testing Laboratory. Exova OCM test witness certifies the report accurately presents the testing performed on the samples identified.

Test Report #	Date	Base Part #	Description	Sample ID's	Results
PC-0869	5/6/2016	7023QC	Full Body Harness	3258253 3258257 3258246 3258247 3258255 3258250 3258254 3258249 3258251 3258252 3258245 3258258	Pass

<b>Test Witness Signature:</b> Robert Fortner Technician Mechanical Laboratory	(Signed for and on behalf of Exova-OCM) 	
---	---	---

<b>Approval Signature:</b> Thomas J. (Tom) Parsons Manager Quality / Technical Services	(Signed for and on behalf of Exova-OCM) 	
--	--	---

This attestation shall not be reproduced except in full, without the written approval of Exova-OCM. The laboratory has witnessed the testing the material / items supplied by the client as sampled by the client. The testing is not within Exova OCM's L.A.B scope of testing and was not performed at Exova OCM.



### FallTech Test Report

<b>Test Report Number</b>	PC-0869	<b>Date</b>	5/6/2016	<b>Rev</b>		<b>Rev Date</b>	
<b>Report Prepared For</b>	FallTech						
<b>Initiated By</b>	Dan Redden	<b>Test Specification</b>	ANSI Z359.11-2014 4.3.5, 4.3.3, 4.3.6, 4.3.7				
<b>Base Part #</b>	7023QC	<b>Description</b>	Full Body Harness				
<b>Proposed Part #</b>	N/A	<b>Built By Whom</b>	Production	<b>BOM</b>	No		
<b>Test Request #</b>	PC-0869	<b>Date Received</b>	4/18/2016	<b>Date Complete</b>	5/4/2016		
<b>Test Operator</b>	Jay Sponholz	<b>Test Operator</b>	Yesbet Sierra				

### Material/Sample Identification

Sample ID	Description
3258253	Full Body Harness
3258257	Full Body Harness
3258246	Full Body Harness
3258247	Full Body Harness
3258255	Full Body Harness
3258250	Full Body Harness
3258254	Full Body Harness
3258249	Full Body Harness
3258251	Full Body Harness
3258252	Full Body Harness
3258245	Full Body Harness
3258258	Full Body Harness



### FallTech Test Report

<b>Test Report Number</b>	PC-0869	<b>Date</b>	5/6/2016	<b>Rev</b>		<b>Rev Date</b>	
<b>Report Prepared For</b>	FallTech						
<b>Initiated By</b>	Dan Redden	<b>Test Specification</b>	ANSI Z359.11-2014 4.3.5, 4.3.3, 4.3.6, 4.3.7				
<b>Base Part #</b>	7023QC	<b>Description</b>	Full Body Harness				
<b>Proposed Part #</b>	N/A	<b>Built By Whom</b>	Production	<b>BOM</b>	No		
<b>Test Request #</b>	PC-0869	<b>Date Received</b>	4/18/2016	<b>Date Complete</b>	5/4/2016		

### Test Summary

Test Specification	Test Criteria		Test Result	Pass/Fail
ANSI Z359.11-2014 4.3.5	Static Strength (Dorsal D-ring)	3600 Lbf $\geq$ 1 Minute	3649.0 Lbf	Pass
	Static Strength (Dorsal D-ring)	Harness Shall Not Release Test Torso	Did Not Release	Pass
	Adjuster Slippage	Slippage $\leq$ 1"	0.0"	Pass
	Tear Distance	Shall Not Tear a Distance Greater Than to Adjacent Eyelet	Did Not Tear Through	Pass
	Tearing	Straps Shall Not Show Any Signs of Tearing	Did Not Tear	Pass
ANSI Z359.11-2014 4.3.5	Static Strength (Dorsal D-ring)	3600 Lbf $\geq$ 1 Minute	3673.2 Lbf	Pass
	Static Strength (Dorsal D-ring)	Harness Shall Not Release Test Torso	Did Not Release	Pass
	Adjuster Slippage	Slippage $\leq$ 1"	0.0"	Pass
	Tear Distance	Shall Not Tear a Distance Greater Than to Adjacent Eyelet	Did Not Tear Through	Pass
	Tearing	Straps Shall Not Show Any Signs of Tearing	Did Not Tear	Pass
ANSI Z359.11-2014 4.3.5	Static Strength (Dorsal D-ring)	3600 Lbf $\geq$ 1 Minute	3649.3 Lbf	Pass
	Static Strength (Dorsal D-ring)	Harness Shall Not Release Test Torso	Did Not Release	Pass
	Adjuster Slippage	Slippage $\leq$ 1"	0.0"	Pass
	Tear Distance	Shall Not Tear a Distance Greater Than to Adjacent Eyelet	Did Not Tear Through	Pass
	Tearing	Straps Shall Not Show Any Signs of Tearing	Did Not Tear	Pass

### FallTech Test Report

<b>Test Report Number</b>	PC-0869	<b>Date</b>	5/6/2016	<b>Rev</b>		<b>Rev Date</b>	
<b>Report Prepared For</b>	FallTech						
<b>Initiated By</b>	Dan Redden	<b>Test Specification</b>	ANSI Z359.11-2014 4.3.5, 4.3.3, 4.3.6, 4.3.7				
<b>Base Part #</b>	7023QC	<b>Description</b>	Full Body Harness				
<b>Proposed Part #</b>	N/A	<b>Built By Whom</b>	Production	<b>BOM</b>	No		
<b>Test Request #</b>	PC-0869	<b>Date Received</b>	4/18/2016	<b>Date Complete</b>	5/4/2016		

ANSI Z359.11-2014 4.3.5	Static Strength (Side D-ring)	3600 Lbf $\geq$ 1 Minute	3659.0 Lbf	Pass
	Static Strength (Side D-ring)	Harness Shall Not Release Test Torso	Did Not Release	Pass
	Adjuster Slippage	Slippage $\leq$ 1"	0.0"	Pass
	Tear Distance	Shall Not Tear a Distance Greater Than to Adjacent Eyelet	Did Not Tear Through	Pass
	Tearing	Straps Shall Not Show Any Signs of Tearing	Did Not Tear	Pass
ANSI Z359.11-2014 4.3.5	Static Strength (Side D-ring)	3600 Lbf $\geq$ 1 Minute	3649.4 Lbf	Pass
	Static Strength (Side D-ring)	Harness Shall Not Release Test Torso	Did Not Release	Pass
	Adjuster Slippage	Slippage $\leq$ 1"	0.0"	Pass
	Tear Distance	Shall Not Tear a Distance Greater Than to Adjacent Eyelet	Did Not Tear Through	Pass
	Tearing	Straps Shall Not Show Any Signs of Tearing	Did Not Tear	Pass
ANSI Z359.11-2014 4.3.5	Static Strength (Side D-ring)	3600 Lbf $\geq$ 1 Minute	3658.0 Lbf	Pass
	Static Strength (Side D-ring)	Harness Shall Not Release Test Torso	Did Not Release	Pass
	Adjuster Slippage	Slippage $\leq$ 1"	0.237"	Pass
	Tear Distance	Shall Not Tear a Distance Greater Than to Adjacent Eyelet	Did Not Tear Through	Pass
	Tearing	Straps Shall Not Show Any Signs of Tearing	Did Not Tear	Pass

### FallTech Test Report

<b>Test Report Number</b>	PC-0869	<b>Date</b>	5/6/2016	<b>Rev</b>		<b>Rev Date</b>	
<b>Report Prepared For</b>	FallTech						
<b>Initiated By</b>	Dan Redden	<b>Test Specification</b>	ANSI Z359.11-2014 4.3.5, 4.3.3, 4.3.6, 4.3.7				
<b>Base Part #</b>	7023QC	<b>Description</b>	Full Body Harness				
<b>Proposed Part #</b>	N/A	<b>Built By Whom</b>	Production	<b>BOM</b>	No		
<b>Test Request #</b>	PC-0869	<b>Date Received</b>	4/18/2016	<b>Date Complete</b>	5/4/2016		

ANSI Z359.11-2014 4.3.3	Dynamic Performance Dorsal D-ring (Feet First)	Peak Impact Load ≥ 3600 Lbf	4454.2 Lbf	Pass
	Dynamic Performance Dorsal D-ring (Feet First)	Harness Shall Not Release Test Torso	Did Not Release	Pass
	Dynamic Performance Dorsal D-ring (Feet First)	Remain Suspended for ≥ 5 Minutes	5 Minutes	Pass
	Dynamic Performance Dorsal D-ring (Feet First)	Angle at Rest ≤ 30°	2.2°	Pass
	Dynamic Performance Dorsal D-ring (Feet First)	At Least One Fall Arrest Indicator Shall be Deployed Visibly and Permanently	Visibly and Permanently Deployed	Pass
	Dynamic Performance Dorsal D-ring (Feet First)	Harness Stretch Shall Not Exceed 18"	9.6"	Pass
	ANSI Z359.11-2014 4.3.3	Dynamic Performance Dorsal D-ring (Feet First)	Peak Impact Load ≥ 3600 Lbf	4530.5 Lbf
Dynamic Performance Dorsal D-ring (Feet First)		Harness Shall Not Release Test Torso	Did Not Release	Pass
Dynamic Performance Dorsal D-ring (Feet First)		Remain Suspended for ≥ 5 Minutes	5 Minutes	Pass
Dynamic Performance Dorsal D-ring (Feet First)		Angle at Rest ≤ 30°	5.5°	Pass
Dynamic Performance Dorsal D-ring (Feet First)		At Least One Fall Arrest Indicator Shall be Deployed Visibly and Permanently	Visibly and Permanently Deployed	Pass
Dynamic Performance Dorsal D-ring (Feet First)		Harness Stretch Shall Not Exceed 18"	8.4"	Pass
ANSI Z359.11-2014 4.3.3		Dynamic Performance Dorsal D-ring (Feet First)	Peak Impact Load ≥ 3600 Lbf	5493.1 Lbf
	Dynamic Performance Dorsal D-ring (Feet First)	Harness Shall Not Release Test Torso	Did Not Release	Pass
	Dynamic Performance Dorsal D-ring (Feet First)	Remain Suspended for ≥ 5 Minutes	5 Minutes	Pass
	Dynamic Performance Dorsal D-ring (Feet First)	Angle at Rest ≤ 30°	5.1°	Pass
	Dynamic Performance Dorsal D-ring (Feet First)	At Least One Fall Arrest Indicator Shall be Deployed Visibly and Permanently	Visibly and Permanently Deployed	Pass
	Dynamic Performance Dorsal D-ring (Feet First)	Harness Stretch Shall Not Exceed 18"	8.4"	Pass



FallTech Test Report						
Test Report Number	PC-0869	Date	5/6/2016	Rev		Rev Date
Report Prepared For	FallTech					
Initiated By	Dan Redden	Test Specification	ANSI Z359.11-2014 4.3.5, 4.3.3, 4.3.6, 4.3.7			
Base Part #	7023QC	Description	Full Body Harness			
Proposed Part #	N/A	Built By Whom	Production	BOM	No	
Test Request #	PC-0869	Date Received	4/18/2016	Date Complete	5/4/2016	

ANSI Z359.11-2014 4.3.6	Fall Arrest Indicator Test (Doral D-ring)	At Least One Fall Arrest Indicator Shall be Deployed Visibly and Permanently	Visibly and Permanently Deployed	Pass
ANSI Z359.11-2014 4.3.6	Fall Arrest Indicator Test (Doral D-ring)	At Least One Fall Arrest Indicator Shall be Deployed Visibly and Permanently	Visibly and Permanently Deployed	Pass
ANSI Z359.11-2014 4.3.6	Fall Arrest Indicator Test (Doral D-ring)	At Least One Fall Arrest Indicator Shall be Deployed Visibly and Permanently	Visibly and Permanently Deployed	Pass
ANSI Z359.11-2014 4.3.7	Lanyard Parking Attachment Element	Disengagement Load ≤ 120 Lbf	Previously Tested and passed under PC-0722	Pass

#### Conclusion

FallTech P/N 7023QC meets the requirements of ANSI Z359.11-2014.

#### Report Signatories and Approval

Lab Quality Manager		Date	5/6/2016
Witnessed by		Date	5/27/2016



Exova  
3883 East Eagle Drive  
Anaheim  
California  
USA  
92807

T: +1 (714) 630-3003  
F: +1 (714) 630-4443  
E: sales@exova.com  
W: www.exova.com



Testing. Advising. Assuring.

February 28, 2017

FallTech Testing Laboratory  
1306 S. Alameda Street  
Compton, CA 90221

Attention: Jay Sponholz  
Quality Manager

Subject: **Attestation of Witnessing Testing**  
**Exova OCM Job # 370235-6**  
**FallTech P.O.: OPEN**  
**Report No.: PC-0869HF**  
**Base Part No. 7023QC**  
**Description: Full Body Harness**



Dear Mr. Sponholz:

The purpose of this attestation is to attest to the fact that a representative of Exova OCM was on site at FallTech's facilities to confirm suitability of the equipment used, calibration status of the equipment and to witness testing performed by FallTech employees. Details of this visit are included below:

- Date of Testing:
  - January 19, 2017
- Exova OCM Test Witness:
  - Kevin Ton
- FallTech Test Operators:
  - Yesbet Sierra and Jay Sponholz
- Specification:
  - ANSI Z359.11-2014 Section 4.3.4
- Equipment Calibration Interval
  - 1 year, except weights which are 5 years

Attached to this attestation is the test report generated by FallTech Testing Laboratory. Exova OCM test witness certifies the report accurately presents the testing performed on the samples identified.

Test Report #	Date	Base Part #	Description	Sample ID's	Results
PC-0869HF	1/25/2017	7023QC	Full Body Harness	3638099 3638090 3638088	Pass

<b>Test Witness Signature:</b> Kevin Ton Test Technician Mechanical Laboratory	<i>(Signed for and on behalf of Exova-OCM)</i> 	
---	---	---

<b>Approval Signature:</b> Thomas J. (Tom) Parsons Manager Quality / Technical Services	<i>(Signed for and on behalf of Exova-OCM)</i> 	
--	---	---

This attestation shall not be reproduced except in full, without the written approval of Exova-OCM. The laboratory has witnessed the testing the material / items supplied by the client as sampled by the client. The testing is not within Exova OCM's L.A.B scope of testing and was not performed at Exova OCM.



### FallTech Test Report

<b>Test Report Number</b>	PC-0869HF	<b>Date</b>	1/25/2017	<b>Rev</b>		<b>Rev Date</b>	
<b>Report Prepared For</b>	FallTech						
<b>Initiated By</b>	Dan Redden	<b>Test Specification</b>	ANSI Z359.11-2014; 4.3.4				
<b>Base Part #</b>	7023QC	<b>Description</b>	Full Body Harness				
<b>Proposed Part #</b>	N/A	<b>Built By Whom</b>	Production	<b>BOM</b>	No		
<b>Test Request #</b>	PC-0869HF	<b>Date Received</b>	11/23/2016	<b>Date Complete</b>	1/19/2017		
<b>Test Operator</b>	Yesbet Sierra	<b>Test Operator</b>	Jay Sponholz				

### Material/Sample Identification

Sample ID	Description
3638099	Full Body Harness
3638090	Full Body Harness
3638088	Full Body Harness

### Test Summary

Test Specification	Test Criteria	Test Result	Pass/Fail	
ANSI Z359.11-2014 4.3.4	Dynamic Performance Dorsal D-ring (Head First)	Peak Impact Load ≥ 3,600 Lbf	2935.4 Lbf	*
	Dynamic Performance Dorsal D-ring (Head First)	Harness Shall Not Release Test Torso	Did Not Release	Pass
	Dynamic Performance Dorsal D-ring (Head First)	Remain Suspended for ≥ 5 Minutes	5 Minutes	Pass
	Dynamic Performance Dorsal D-ring (Head First)	Angle at Rest ≤ 30°	1.7°	Pass
	Dynamic Performance Dorsal D-ring (Head First)	At Least One Fall Arrest Indicator Shall Be Deployed Visibly and Permanently	Visibly and Permanently Deployed	Pass
ANSI Z359.11-2014 4.3.4	Dynamic Performance Dorsal D-ring (Head First)	Peak Impact Load ≥ 3,600 Lbf	3374.8 Lbf	*
	Dynamic Performance Dorsal D-ring (Head First)	Harness Shall Not Release Test Torso	Did Not Release	Pass
	Dynamic Performance Dorsal D-ring (Head First)	Remain Suspended for ≥ 5 Minutes	5 Minutes	Pass
	Dynamic Performance Dorsal D-ring (Head First)	Angle at Rest ≤ 30°	2.1°	Pass
	Dynamic Performance Dorsal D-ring (Head First)	At Least One Fall Arrest Indicator Shall Be Deployed Visibly and Permanently	Visibly and Permanently Deployed	Pass

### FallTech Test Report

Test Report Number	PC-0869HF	Date	1/25/2017	Rev		Rev Date	
Report Prepared For	FallTech						
Initiated By	Dan Redden	Test Specification	ANSI Z359.11-2014; 4.3.4				
Base Part #	7023QC	Description	Full Body Harness				
Proposed Part #	N/A	Built By Whom	Production	BOM	No		
Test Request #	PC-0869HF	Date Received	11/23/2016	Date Complete	1/19/2017		

#### Test Summary

Test Specification	Test Criteria	Test Result	Pass/Fail	
ANSI Z359.11-2014 4.3.4	Dynamic Performance Dorsal D-ring (Head First)	Peak Impact Load $\geq 3,600$ Lbf	3506.6 Lbf	Pass
	Dynamic Performance Dorsal D-ring (Head First)	Harness Shall Not Release Test Torso	Did Not Release	Pass
	Dynamic Performance Dorsal D-ring (Head First)	Remain Suspended for $\geq 5$ Minutes	5 Minutes	Pass
	Dynamic Performance Dorsal D-ring (Head First)	Angle at Rest $\leq 30^\circ$	0.7°	Pass
	Dynamic Performance Dorsal D-ring (Head First)	At Least One Fall Arrest Indicator Shall Be Deployed Visibly and Permanently	Visibly and Permanently Deployed	Pass



#### Conclusion

FallTech P/N 7023QC meets the requirements of ANSI Z359.11-2014. 4.3.4

#### Test Exceptions

\* Harness has been dynamically tested and subjected to forces of 5,000 Lbs. or more. Energy absorbing properties inherent to the harness prevented residual force readings equal to or greater than the 3,600 Lbs. required by the standard.

#### Report Signatories and Approval

Lab Quality Manager	Jay Sponholz 	Date	1/25/2017
Witnessed by	Kevin Ton 	Date	3/2/2017