

Lens Glare Shield for Area Lights (ALAGS1, ALAGS2)

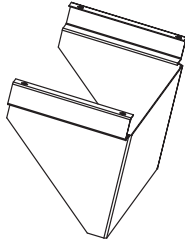
Installation Instructions

Compatible Models

AL1503 - ALAGS1

AL2003 - ALAGS2

AL3003 - ALAGS2



SAFETY INSTRUCTIONS AND WARNINGS

- When using electrical equipment, basic safety precautions should always be observed
- This product must be installed in accordance with the applicable installation code by a person familiar with the construction and operation of the product and the hazards involved
- Installation should only be conducted by a qualified electrician in accordance with NEC and any relevant local building codes.
- Be certain electrical power is OFF before and during installation and maintenance.
- To prevent wiring damage or abrasion, do not expose wiring to edges of sheet metal or sharp objects.

WHAT COMES IN THE BOX

Lens Glare Shield
Installation Instructions
Screws (x4)

REQUIRED TOOLS

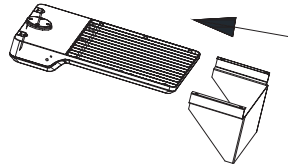
Phillips Screwdriver

INSTRUCTIONS

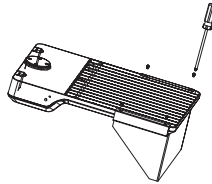
Before Installation, carefully remove all parts from the packaging. Inspect product for defects due to shipping.
Always turn off the power supply from main circuit breaker first!

FRONT LIGHT SHIELD INSTALLATION

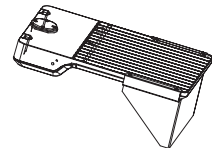
1. Slide front light glare shield over the fixture (Figure 1)
2. Secure glare shield over edge and center holes, then tighten the 4 screws in place. (Figure 2)
3. Turn power back on.



Front shield position and placement.
Figure 1



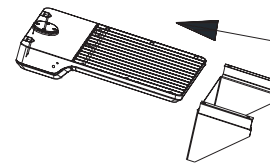
Secure shield position and tighten screws.
Figure 2



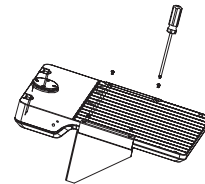
Installation is complete.

BACK LIGHT SHIELD INSTALLATION

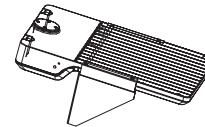
1. Slide backlight shield over the fixture (Figure 3)
2. Secure shield over base and center holes, then tighten the 4 screws in place. (Figure 4)
3. Turn power back on.



Back shield position and placement.
Figure 3



Secure shield position and tighten screws.
Figure 4



Installation is complete.

Thank you for choosing

LITETRONICS®

6969 W. 73rd Street

Bedford Park, IL 60638

WWW.LITETRONICS.COM

CustomerService@Litetronics.com or 1-800-860-3392



The information and product specifications contained in these instructions are based upon data believed to be accurate at the time of printing. This information is subject to change without notice and without incurring liability. If you have questions regarding specific product details, please contact us at 800-860-3392 or via email at customerservice@litetronics.com. To check for an updated version of these instructions, please visit www.litetronics.com.