




# LED Flat Panel Lights

## OS Series



### OS Series

Beyond LED OS Series flat panels offer uniform illumination and excellent energy savings when you replace with traditional T5, T8, or T12 fluorescent troffers. Featuring Backlit technology and a low-profile design, the OS Series panels provide an even light diffusion for low-glare lighting that won't strain the eyes. Our LED Flat Panel Lights are suitable for narrow or standard drop ceilings.

- High efficacy, up to 130Lm/W
- Lightweight aluminum frame
- Easier one person installation
- 0-10V Dimming capabilities
- Remarkable light uniformity
- Multiple mounting options
- Built-in standard earthquake clips
- Universal 120-277Vac 50-60Hz

# LED Flat Panel Lights

## OS Series

### OS Series

SKU #	Model #	Watts	Lumens	CCT	Input Voltage	Size	Certifications
151187	BLT-BLIT-2X2-40DR-A1-50-TYDZ-RS	40W	4600lm	5000K	120-277Vac	2X2'	ETL & DLC
151183	BLT-BLIT-2X2-40DR-A1-40-TYDZ-RS	40W	4600lm	4000K	120-277Vac	2X2'	ETL & DLC
151180	BLT-BLIT-2X4-40DR-P1-50-TYDZ-RS	40W	4960lm	5000K	120-277Vac	2X4'	ETL & DLC
151244	2X2' Panel Surface Mounting Kit						
151245	2X4' Panel Surface Mounting Kit						

## Specifications

CRI	80
SDCM	6
UGR	22
Beam angle	120°
Lamp Color RAL	White (RAL 9010)
Material	Lens: PMMA
	Frame: PVC
	Back cover housing: White painted iron plate

### Electrical Parameters

Dimming	0-10V 10%-100%
Input voltage	120-277Vac 50-60Hz
PF	0.95
PE	0.86
Over load/short Circuit	Protection
Driver Connection	Fixed on edge of panel
Hi-pot Test Range	SELV Isolated Driver, 3750Vdc/5mA/60S
Warranty	5 years
Driver failure rate	0.3% per 5000 hours

Maintenance	Optical module sealed for life; no internal cleaning required
-------------	---

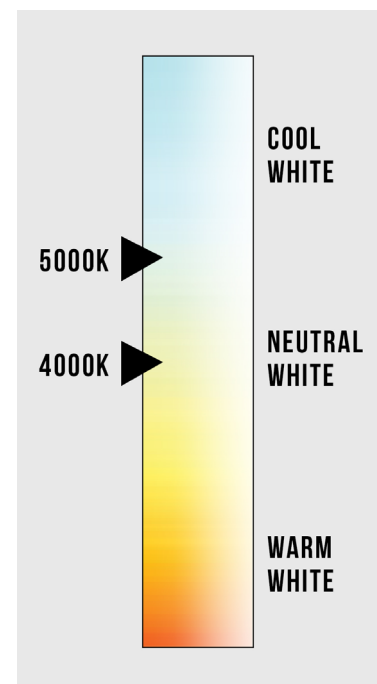
### Installation Information

Average ambient temperature	Average ambient : +25 °C Operating temperature range: 0 to +40 °C
Ceiling type	Exposed T-bar ceiling
Light source	Non-replaceable LED module
IP	Total lamp IP40
IK	IK02

**2X2 LED**  
**Quantity:**  
**48**

**2X4 LED**  
**Quantity:**  
**96**

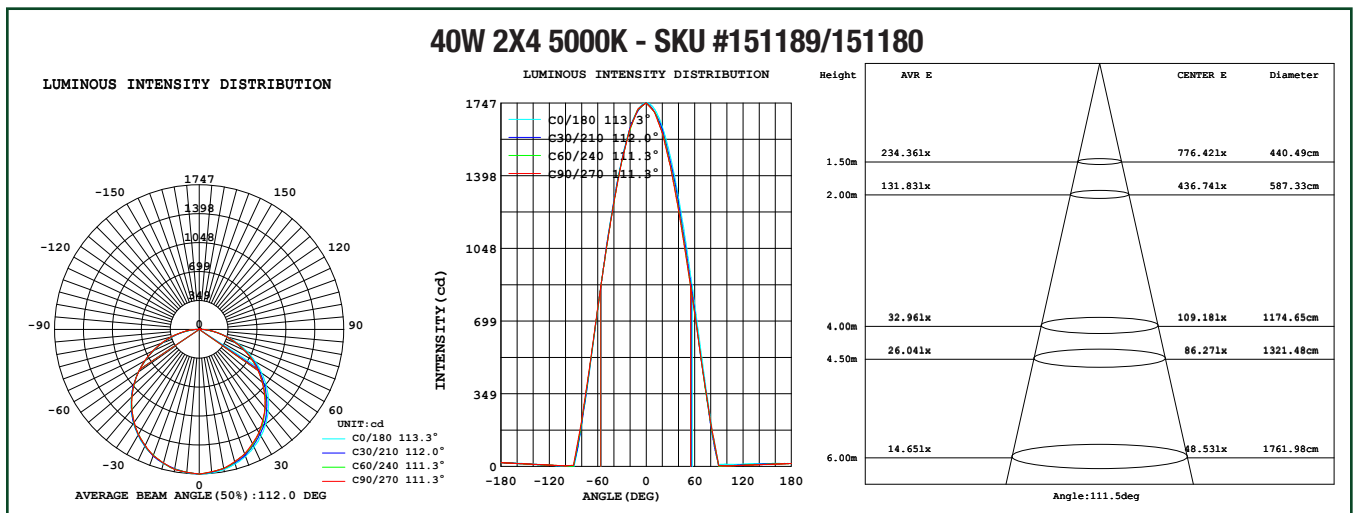
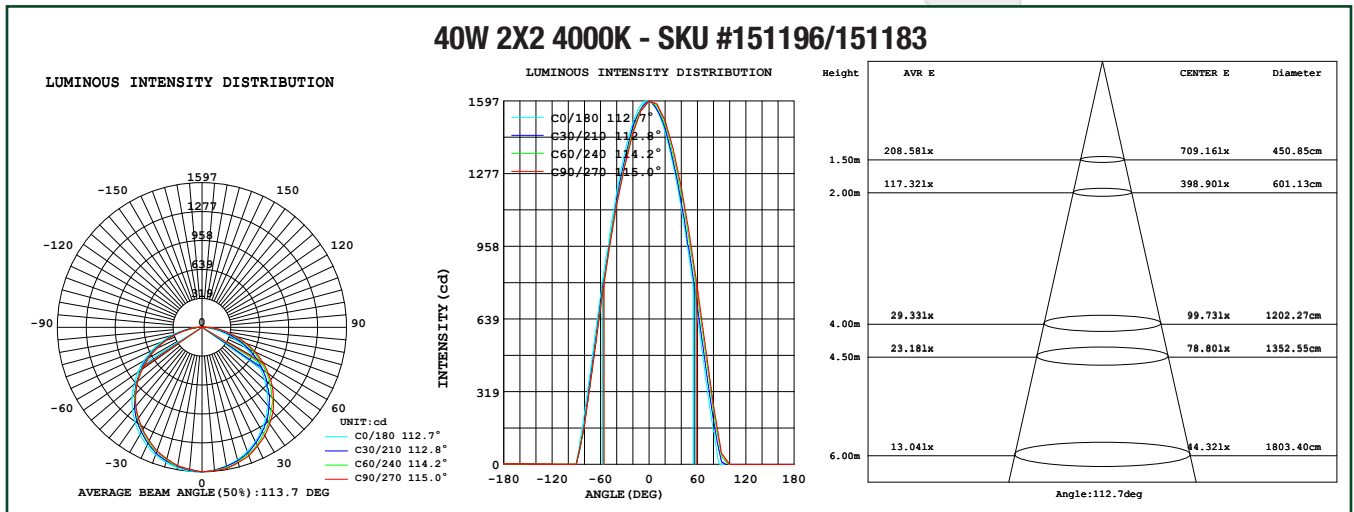
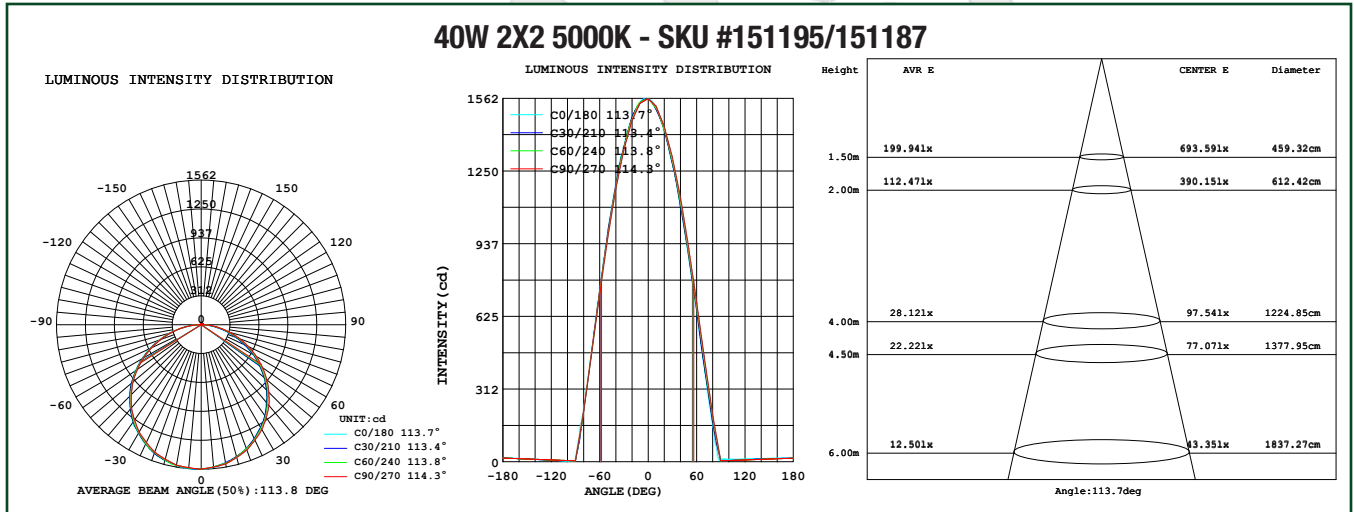
## CORRELATED COLOR TEMPERATURE (CCT)



# LED Flat Panel Lights

## OS Series

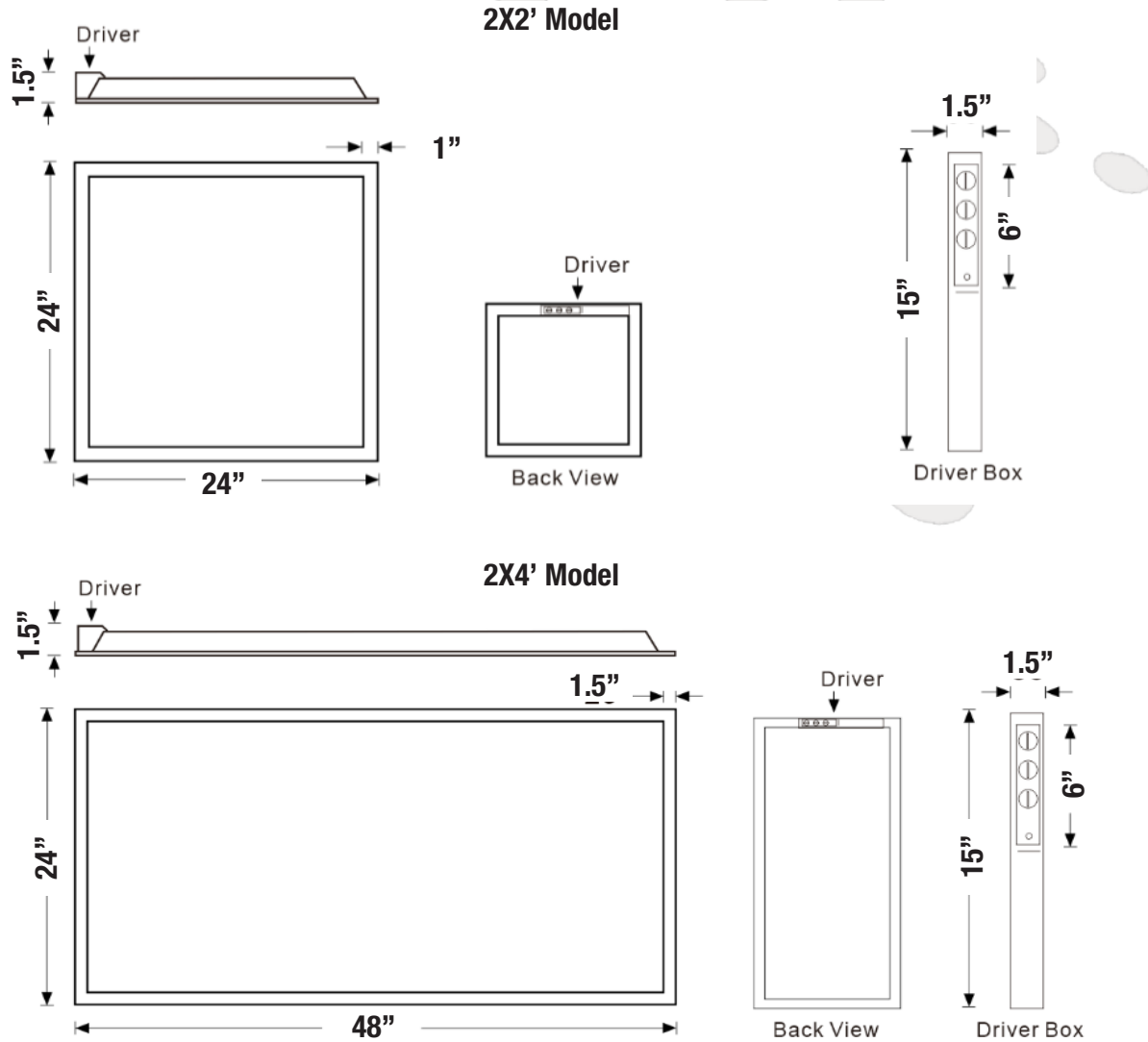
### Distribution Diagram



# LED Flat Panel Lights

## OS Series

### Dimensions



### Packing

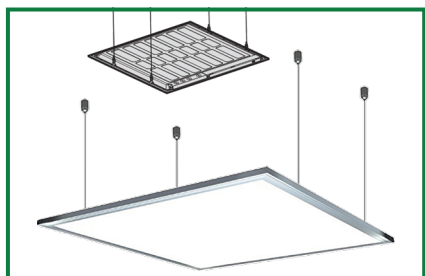
SKU #	Model Type	Pieces per Carton	Dimensions	Weight
151183 / 151187	2X2' Model	4	50" X 9" X 26"	21 Lbs.
151180	2X4' Model	4	26" X 9" X 26"	40 Lbs.

# LED Flat Panel Lights

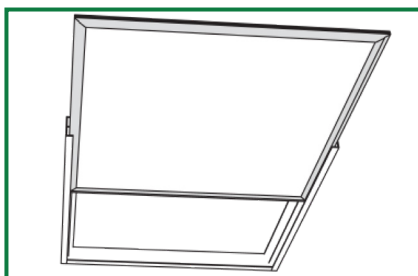
## OS Series

### Mounting Options


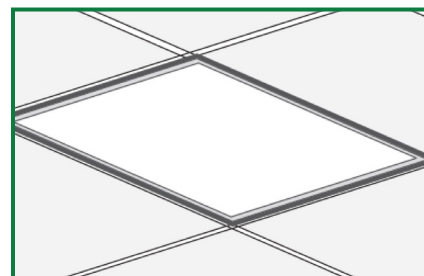
Pendant/Suspension



Surface



Recessed



# LED Flat Panel Lights

## OS Series

### Application

